

GENERALITIES

- EVERY DISCREPANCIES BETWEEN THIS PLAN AND THE MEASURES SIT MUST BE REPORTED TO ATELIER DU CHEF BEFORE EXECUTING THE WORK PRODUCTION OF THE EQUIPMENT FOOD SERVICE.
- THE INFORMATIONS ARE RETRIEVED FROM THE MANUFACTURER'S DATASHEETS. ATELIER DU CHEF CANNOT BE HELD LIABLE FOR ANY FAILURE OR ERROR THEREON.
- ALL MEASUREMENTS SHOULD BE TAKEN FROM THE FINISHED SURFACES.
- ALL WORK MUST BE PERFORMED ACCORDING TO THE LATEST CODES.

ELECTRICITY

- ALL ELECTRICAL WIRES USED TO POWER OUTLETS MUST BE COPPER.

PLUMBING

- THE GREASE INTERCEPTOR IS SHOWN FOR ILLUSTRATIVE PURPOSES ONLY. IT IS NOT NECESSARILY THE RIGHT SIZE OR LOCATED TO ITS FINAL LOCATION. IT IS IMPORTANT TO CONFIRM WITH THE CONSULTANT KITCHEN ITS FINAL LOCATION.
- THE COVER OF THE GREASE INTERCEPTOR SHALL BE AT THE SAME LEVEL AS THE TOP OF THE FINISHED FLOOR

GAS

- THE GAS CONNECTING PIPE MUST BE CONNECTED TO A RETAINING DEVICE INCOMBUSTIBLE. IT MUST BE SUPPLIED AND INSTALLED BY THE CERTIFIED CONTRACTOR.

VENTILATION

- HOODS ARE PROVIDED BY THE VENTILATION CONTRACTOR AND THEY ARE ALWAYS INSTALLED BY HIM.
- THE FALLOUT NEEDED TO CLOSE THE OPENING BETWEEN THE TOP OF THE VENTILATION HOODS AND CEILING WHEN REQUIRED, SHALL BE SUPPLIED AND INSTALLED BY THE GENERAL CONTRACTOR.
- THE FIRE SUPPRESSION SYSTEM, THE HOUSING OF THE STARTER HOOD, THE EXTINGUISHER CLASS 'K' IS SHOWN FOR ILLUSTRATIVE PURPOSES ONLY. IT IS NOT NECESSARILY THE CORRECT SIZE. IT IS SUPPLIED AND INSTALLED BY THE CONTRACTOR VENTILATION.

REFRIGERATION AND COLD ROOMS

- THE COLD ROOMS MUST HAVE A MINIMUM AIR CLEARANCE OF 2" ON THE INNER SURFACES ADJACENT AND 3" TO THE ADJACENT OUTER SURFACES.
- THE FALLOUT NEEDED TO CLOSE THE OPENING BETWEEN THE TOP OF COLD ROOMS AND CEILING WHEN REQUIRED, SHALL BE SUPPLIED AND INSTALLED BY THE GENERAL CONTRACTOR.
- WEDGES FLOOR, GALVANIZED 1" STEEL SHALL BE PROVIDED AND INSTALLED UNDER THE FLOOR OF THE COLD AND FREEZER ROOMS.
- THE REFRIGERATION UNITS MUST BE INSTALLED IN A PLACE WHERE THE TEMPERATURE IS EQUAL TO OR LESS THAN 25°C.

LÉGENDE

ELECTRICITY

- ⊕ DIRECT ELECTRICAL CONNECTION
- ⊖ 120V SOCKET
- ⊖ 208/240V SOCKET

RÉSEAUTIQUE

- ◀ NETWORK OR TELEPHONE WIRE TO COORDINATE WITH THE CLIENT

SERVICE POINT

- ★ INITIAL ARRIVAL POINT SERVICES

PLUMBING & GAS

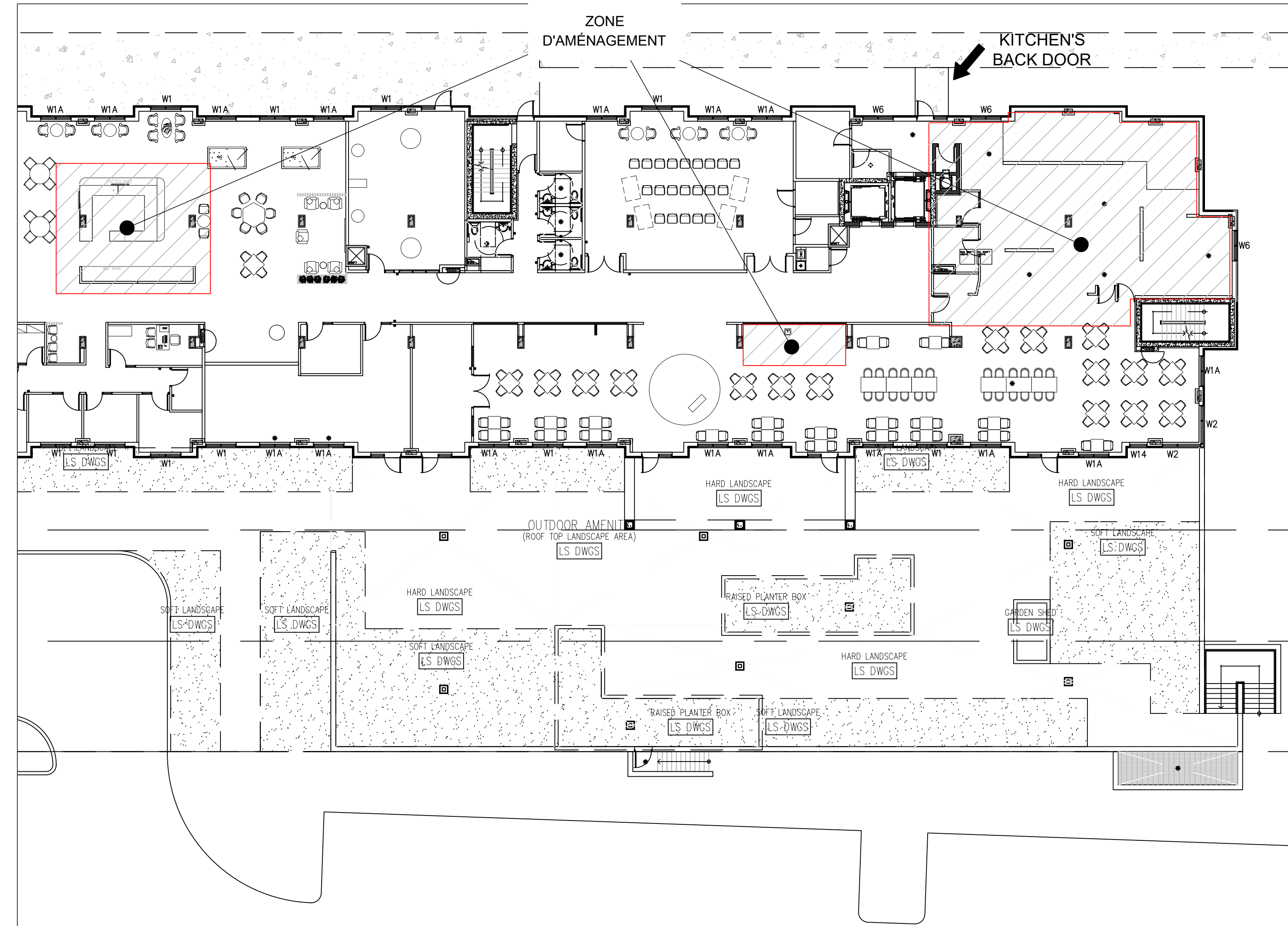
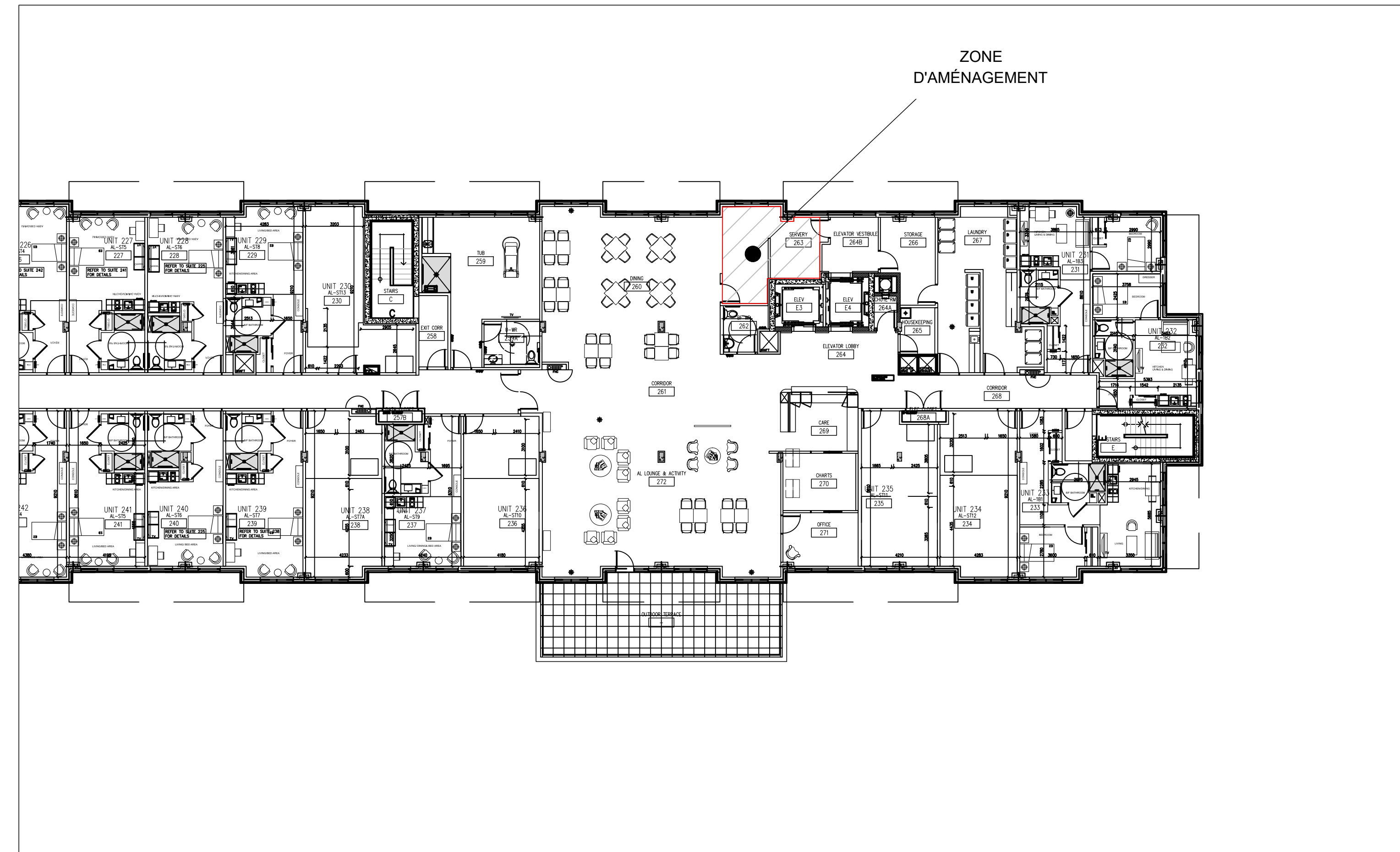
- ⊕ OPEN DRAIN
- FLOOR DRAIN
- ⊖ FUNNEL DRAIN
- CONNECTED DRAIN
- COLD WATER INTEL
- HOT WATER INTEL
- ⊗ BEER OR SOFT DRINK LINE
- GAS CONNECTION

ÉTAT DE L'ÉQUIPEMENT

- 100— NEW
- 100— NEW OUT OF CONTRACT
- 100— RELOCATED
- 100— MODIFIED
- 100— EXISTING
- 100— FUTURE
- 100— ADDENDA

TECHNICAL DATA NOTES

- | | |
|------------------------------|---------------------------------|
| 1 - CANCELED | 8 - TO BE VERIFIED ON SITE |
| 2 - CANCELED | 9 - CANCELED |
| 3 - 3 WIRES + MIS À LA TERRE | 10 - RETAINING CABLE |
| 4 - 1 UTILITY OUTLET | 11 - CANCELED |
| 5 - HORIZONTAL OUTLET | 12 - INTERWIRING BY ELECTRICIAN |
| 6 - CANCELED | 13 - NETWORK |
| 7 - WALL REINFORCEMENT | |



WWW.ATELIERDUCHEF.COM
(866) 682-5643
BOUCHERVILLE | QUÉBEC | SAGUENAY

CLIENT

**COGIR
LONDON SOUTH**

3050 TILLMANN ROAD, LONDON, ON

FOR CONSTRUCTION

VER.	DESCRIPTION	DATE
11	FOR CONSTRUCTION	08-10-2024
10	FOR CONSTRUCTION	16-05-2024
9	COORDINATION	27-03-2024
8	COORDINATION	12-01-2023
7	COORDINATION	22-06-2022
6	COORDINATION	28-04-2022
5	COORDINATION	01-04-2022
4	COORDINATION	08-03-2022
3	COORDINATION	24-02-2022
2	COORDINATION	08-02-2022
1	PRELIMINARY	31-01-2022

TITLE

GLOBAL LAYOUT

PROJECT MANAGER

SYLVAIN GAGNON

(514) 467 - 6469

SYLVAIN.GAGNON@ATELIERDUCHEF.COM

DRAFTSMAN

ABDELLAH IDIZAL

SCALE PROJECT

N.T.S.

C04956

FORMAT PAGE

24 x 36

SA-00

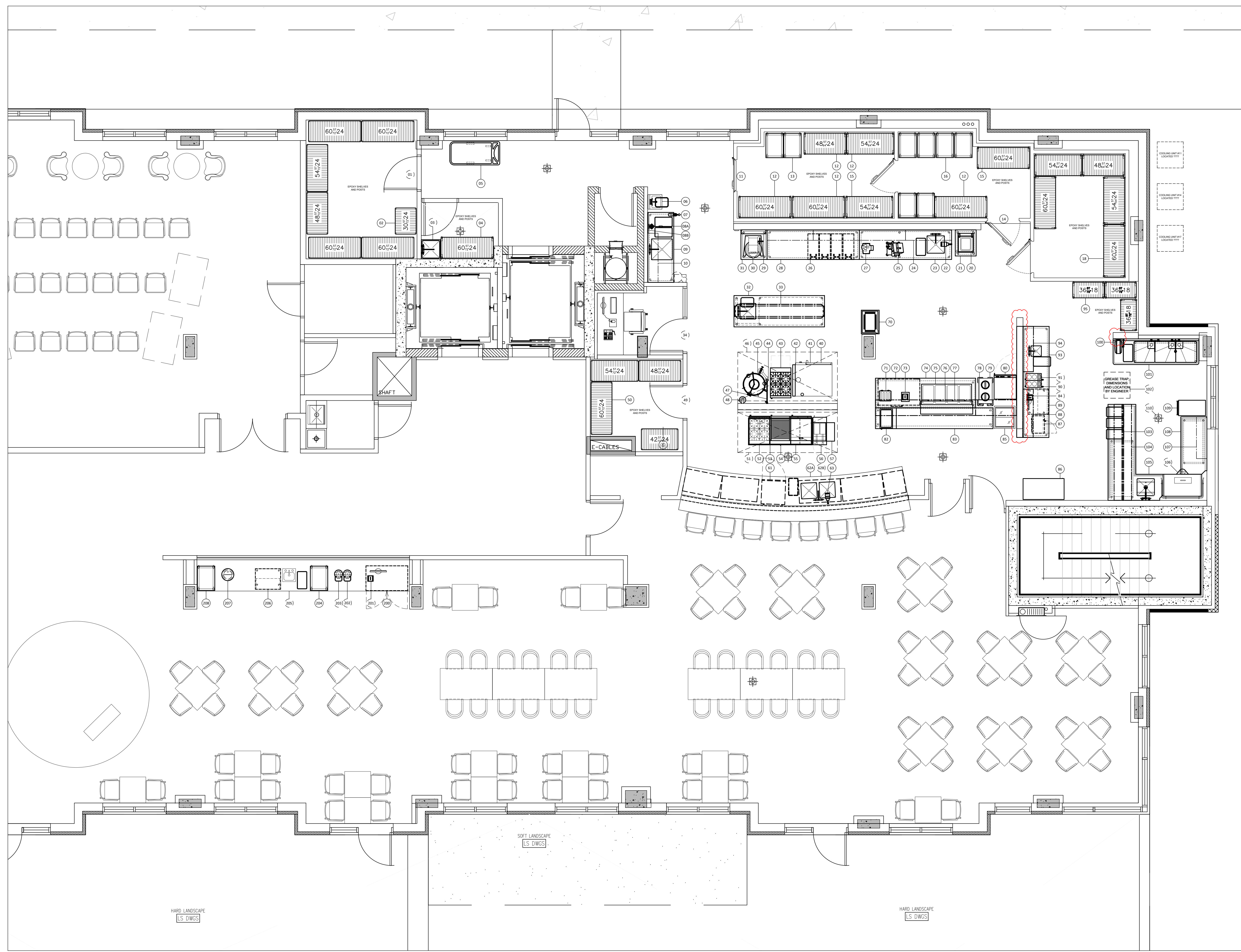
THIS DRAWING CANNOT BE COPIED OR USED WITHOUT WRITTEN CONSENT FROM ATELIER DU CHEF.

CLIENT

**COGIR
 LONDON SOUTH**

3050 TILLMANN ROAD, LONDON, ON

FOR CONSTRUCTION



VER.	DESCRIPTION	DATE
11	FOR CONSTRUCTION	08-10-2024
10	FOR CONSTRUCTION	16-05-2024
9	COORDINATION	27-03-2024
8	COORDINATION	12-01-2023
7	COORDINATION	22-06-2022
6	COORDINATION	28-04-2022
5	COORDINATION	01-04-2022
4	COORDINATION	08-03-2022
3	COORDINATION	24-02-2022
2	COORDINATION	08-02-2022
1	PRELIMINARY	31-01-2022

TITLE
KITCHEN LAYOUT

PROJECT MANAGER
SYLVAIN GAGNON

(514) 467 - 6469
 SYLVAIN.GAGNON@ATELIERDUCHEF.COM

DRAFTSMAN
ABDELLAH IDIZAL

SCALE
 1/4"=1'-0"

PROJECT
 C04956

FORMAT
 24 x 36

PAGE
 SA-01

THIS DRAWING CANNOT BE COPIED OR USED WITHOUT WRITTEN CONSENT FROM ATELIER DU CHEF.

CLIENT _____

**COGIR
 LONDON SOUTH**

3050 TILLMANN ROAD, LONDON, ON

FOR CONSTRUCTION

VER.	DESCRIPTION	DATE
11	FOR CONSTRUCTION	08-10-2024
10	FOR CONSTRUCTION	16-05-2024
9	COORDINATION	27-03-2024
8	COORDINATION	12-01-2023
7	COORDINATION	22-06-2022
6	COORDINATION	28-04-2022
5	COORDINATION	01-04-2022
4	COORDINATION	08-03-2022
3	COORDINATION	24-02-2022
2	COORDINATION	08-02-2022
1	PRELIMINARY	31-01-2022

TITLE _____

BAR LAYOUT

PROJECT MANAGER _____

SYLVAIN GAGNON

(514) 467 - 6469
 SYLVAIN.GAGNON@ATELIERDUCHEF.COM

DRAFTSMAN _____

ABDELLAH IDIZAL

SCALE _____ PROJECT _____

3/8"=1'-0"

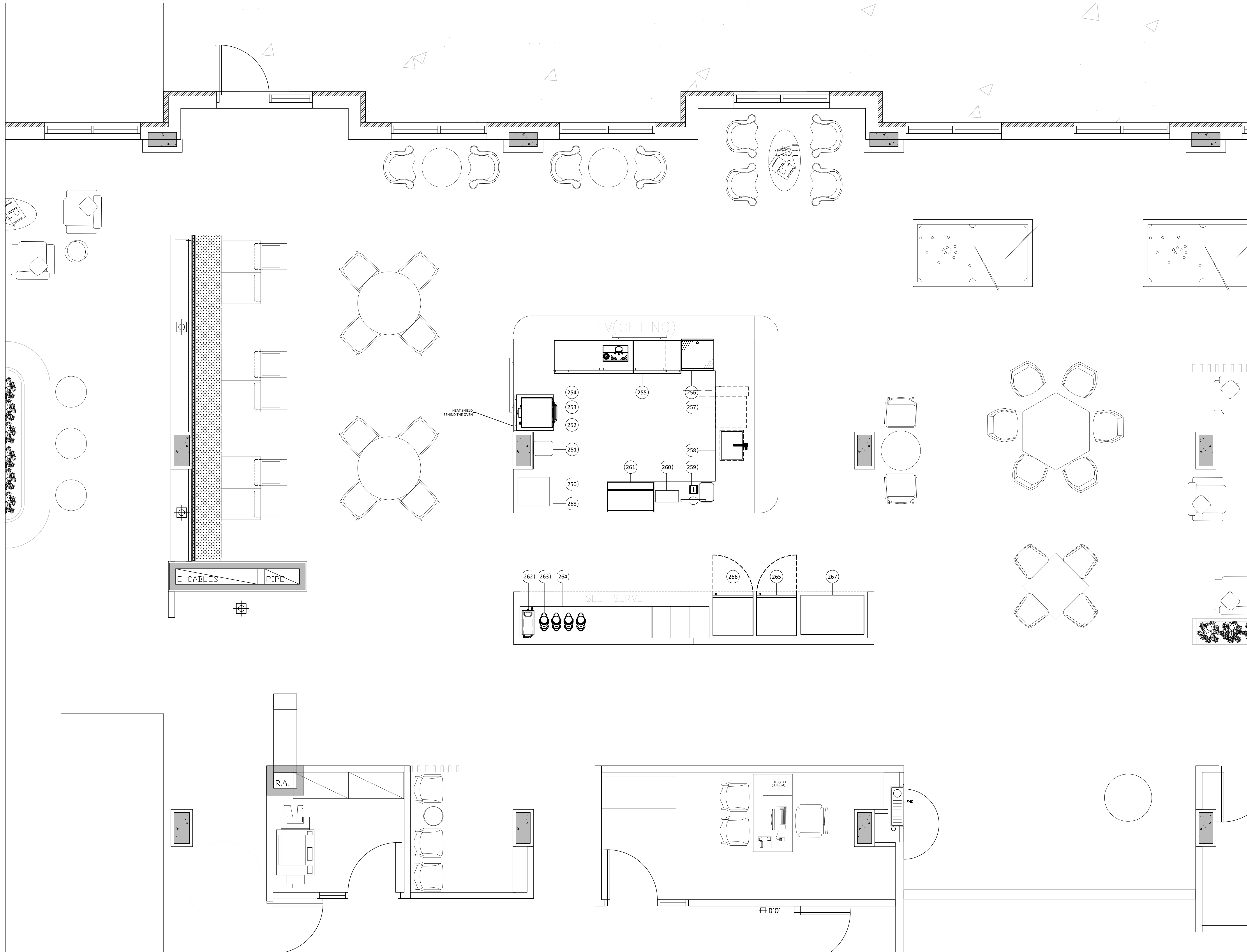
C04956

FORMAT _____ PAGE _____

24 x 36

SA-02

THIS DRAWING CANNOT BE COPIED OR
 USED WITHOUT WRITTEN CONSENT
 FROM ATELIER DU CHEF.



CLIENT

COGIR
LONDON SOUTH

3050 TILLMANN ROAD, LONDON, ON

FOR CONSTRUCTION

VER.	DESCRIPTION	DATE
11	FOR CONSTRUCTION	08-10-2024
10	FOR CONSTRUCTION	16-05-2024
9	COORDINATION	27-03-2024
8	COORDINATION	12-01-2023
7	COORDINATION	22-06-2022
6	COORDINATION	28-04-2022
5	COORDINATION	01-04-2022
4	COORDINATION	08-03-2022
3	COORDINATION	24-02-2022
2	COORDINATION	08-02-2022
1	PRELIMINARY	31-01-2022

TITLE

SERVERY LAYOUT

PROJECT MANAGER

SYLVAIN GAGNON

(514) 467 - 6469
 SYLVAIN.GAGNON@ATELIERDUCHEF.COM

DRAFTSMAN

ABDELLAH IDIZAL

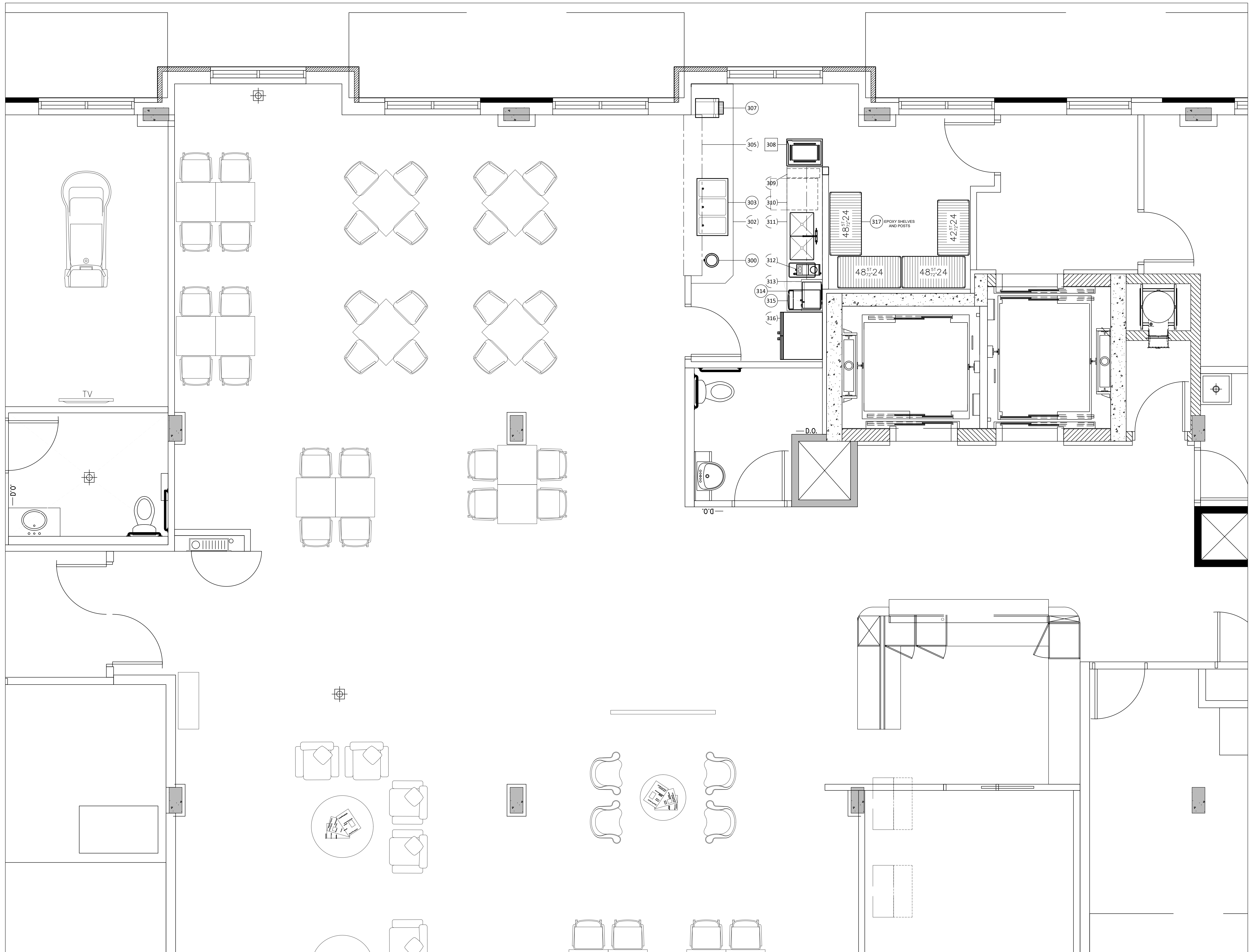
SCALE PROJECT

3/8"=1'-0" C04956

FORMAT PAGE

24 x 36 SA-03

THIS DRAWING CANNOT BE COPIED OR
 USED WITHOUT WRITTEN CONSENT
 FROM ATELIER DU CHEF.





WWW.ATELIERDUCHEF.COM
 (866) 682-5643
 BOUCHERVILLE | QUÉBEC | SAGUENAY

CLIENT _____

**COGIR
 LONDON SOUTH**

3050 TILLMANN ROAD, LONDON, ON

FOR CONSTRUCTION

11	FOR CONSTRUCTION	08-10-2024
10	FOR CONSTRUCTION	16-05-2024
9	COORDINATION	27-03-2024
8	COORDINATION	12-01-2023
7	COORDINATION	22-06-2022
6	COORDINATION	28-04-2022
5	COORDINATION	01-04-2022
4	COORDINATION	08-03-2022
3	COORDINATION	24-02-2022
2	COORDINATION	08-02-2022
1	PRELIMINARY	31-01-2022
VER.	DESCRIPTION	DATE

TITLE
COLD ROOMS / SLAB DEPRESSION

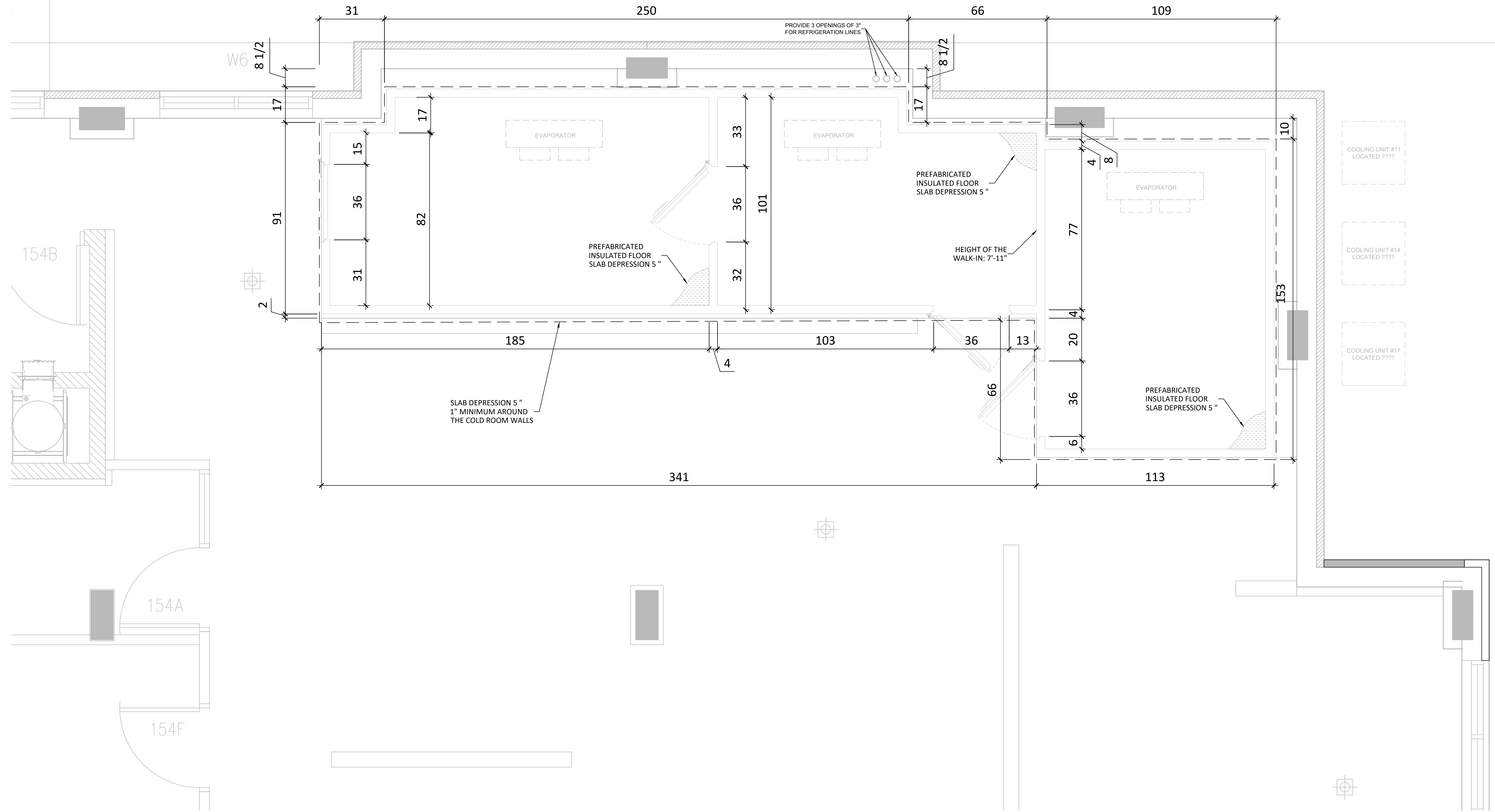
PROJECT MANAGER
SYLVAIN GAGNON
 (514) 467 - 6469
 SYLVAIN.GAGNON@ATELIERDUCHEF.COM

DRAFTSMAN
ABDELLAH IDIZAL

SCALE PROJECT
 1/2"=1'-0" C04956

FORMAT PAGE
 24 x 36 SA-04

THIS DRAWING CANNOT BE COPIED OR
 USED WITHOUT WRITTEN CONSENT
 FROM ATELIER DU CHEF.



CLIENT

**COGIR
 LONDON SOUTH**

3050 TILLMANN ROAD, LONDON, ON

FOR CONSTRUCTION

11	FOR CONSTRUCTION	08-10-2024
10	FOR CONSTRUCTION	16-05-2024
9	COORDINATION	27-03-2024
8	COORDINATION	12-01-2023
7	COORDINATION	22-06-2022
6	COORDINATION	28-04-2022
5	COORDINATION	01-04-2022
4	COORDINATION	08-03-2022
3	COORDINATION	24-02-2022
2	COORDINATION	08-02-2022
1	PRELIMINARY	31-01-2022
VER.	DESCRIPTION	DATE

TITLE

ELECTRICITY

PROJECT MANAGER

SYLVAIN GAGNON

(514) 467 - 6469

SYLVAIN.GAGNON@ATELIERDUCHEF.COM

DRAFTSMAN

ABDELLAH IDIZAL

SCALE

1/4"=1'-0"

PROJECT

C04956

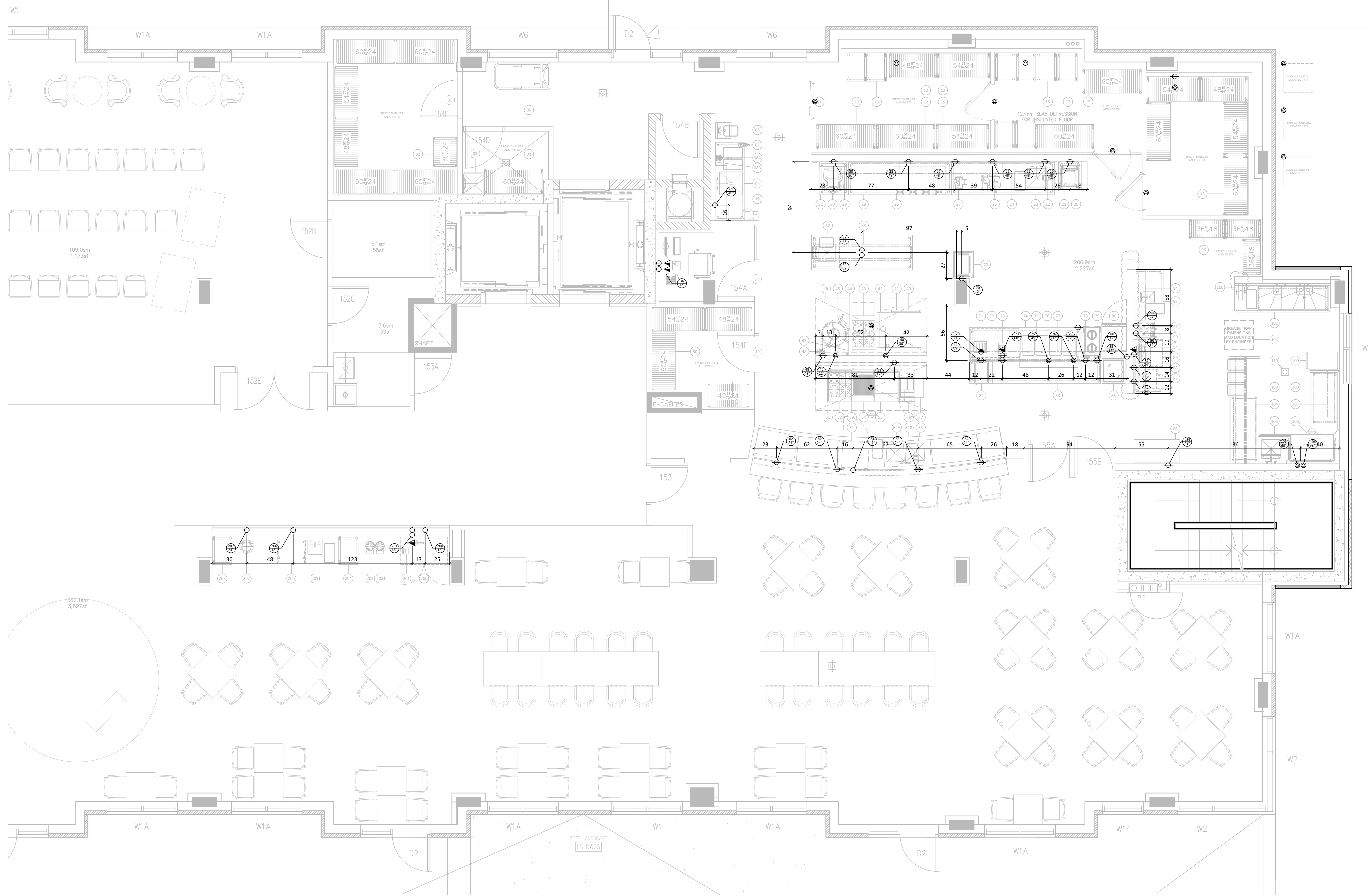
FORMAT

24 x 36

PAGE

SA-05

THIS DRAWING CANNOT BE COPIED OR
 USED WITHOUT WRITTEN CONSENT
 FROM ATELIER DU CHEF.





WWW.ATELIERDUCHEF.COM
 (866) 682-5643
 BOUCHERVILLE | QUÉBEC | SAGUENAY

CLIENT _____

**COGIR
 LONDON SOUTH**

3050 TILLMANN ROAD, LONDON, ON

FOR CONSTRUCTION

VER.	DESCRIPTION	DATE
11	FOR CONSTRUCTION	08-10-2024
10	FOR CONSTRUCTION	16-05-2024
9	COORDINATION	27-03-2024
8	COORDINATION	12-01-2023
7	COORDINATION	22-06-2022
6	COORDINATION	28-04-2022
5	COORDINATION	01-04-2022
4	COORDINATION	08-03-2022
3	COORDINATION	24-02-2022
2	COORDINATION	08-02-2022
1	PRELIMINARY	31-01-2022

TITLE _____

ELECTRICITY

PROJECT MANAGER _____

SYLVAIN GAGNON

(514) 467 - 6469
 SYLVAIN.GAGNON@ATELIERDUCHEF.COM

DRAFTSMAN _____

ABDELLAH IDIZAL

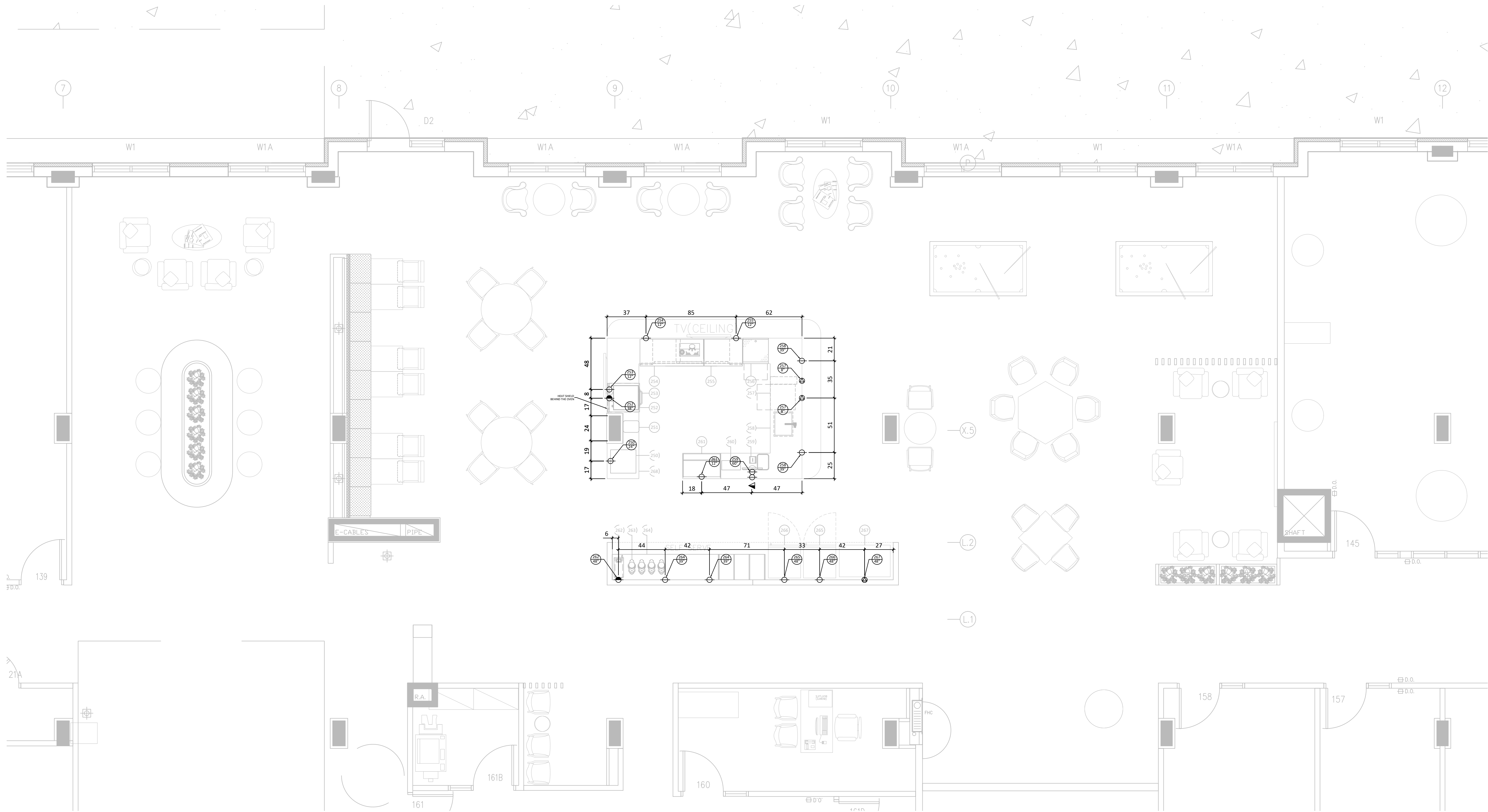
SCALE _____ PROJECT _____

1/4"=1'-0" C04956

FORMAT _____ PAGE _____

24 x 36 SA-06

THIS DRAWING CANNOT BE COPIED OR USED WITHOUT WRITTEN CONSENT FROM ATELIER DU CHEF.






WWW.ATELIERDUCHEF.COM
 (866) 682-5643
 BOUCHERVILLE | QUÉBEC | SAGUENAY

CLIENT

**COGIR
 LONDON SOUTH**

3050 TILLMANN ROAD, LONDON, ON



11	FOR CONSTRUCTION	08-10-2024
10	FOR CONSTRUCTION	16-05-2024
9	COORDINATION	27-03-2024
8	COORDINATION	12-01-2023
7	COORDINATION	22-06-2022
6	COORDINATION	28-04-2022
5	COORDINATION	01-04-2022
4	COORDINATION	08-03-2022
3	COORDINATION	24-02-2022
2	COORDINATION	08-02-2022
1	PRELIMINARY	31-01-2022
VER.	DESCRIPTION	DATE

TITLE

ELECTRICITY

PROJECT MANAGER

SYLVAIN GAGNON

(514) 467 - 6469
 SYLVAIN.GAGNON@ATELIERDUCHEF.COM

DRAFTSMAN

ABDELLAH IDIZAL

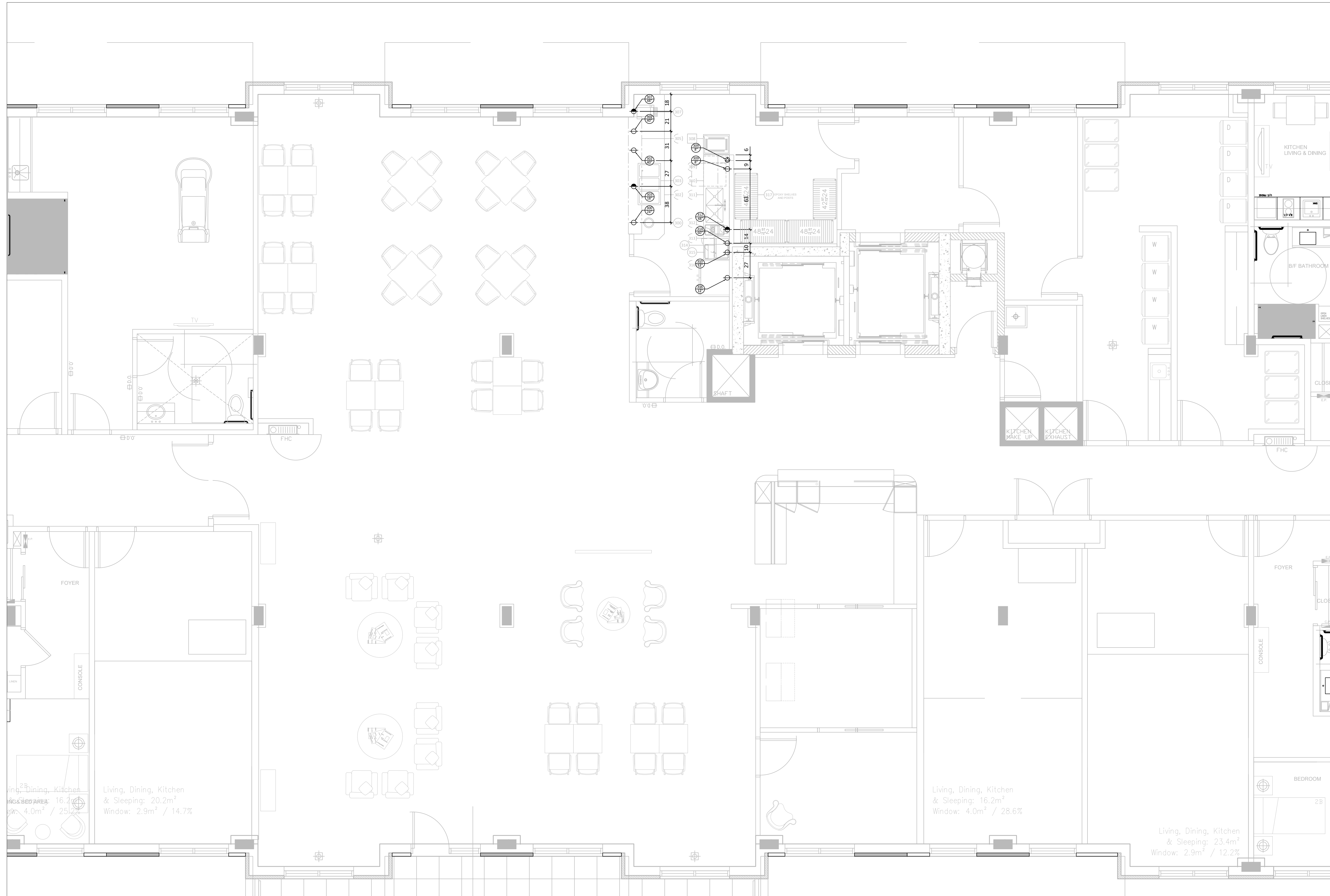
SCALE PROJECT

1/4"=1'-0" C04956

FORMAT PAGE

24 x 36 SA-07

THIS DRAWING CANNOT BE COPIED OR
 USED WITHOUT WRITTEN CONSENT
 FROM ATELIER DU CHEF.





WWW.ATELIERDUCHEF.COM
 (866) 682-5643
 BOUCHERVILLE | QUÉBEC | SAGUENAY

CLIENT

**COGIR
 LONDON SOUTH**

3050 TILLMANN ROAD, LONDON, ON

FOR CONSTRUCTION

VER.	DESCRIPTION	DATE
11	FOR CONSTRUCTION	08-10-2024
10	FOR CONSTRUCTION	16-05-2024
9	COORDINATION	27-03-2024
8	COORDINATION	12-01-2023
7	COORDINATION	22-06-2022
6	COORDINATION	28-04-2022
5	COORDINATION	01-04-2022
4	COORDINATION	08-03-2022
3	COORDINATION	24-02-2022
2	COORDINATION	08-02-2022
1	PRELIMINARY	31-01-2022

VER.	DESCRIPTION	DATE
11	FOR CONSTRUCTION	08-10-2024
10	FOR CONSTRUCTION	16-05-2024
9	COORDINATION	27-03-2024
8	COORDINATION	12-01-2023
7	COORDINATION	22-06-2022
6	COORDINATION	28-04-2022
5	COORDINATION	01-04-2022
4	COORDINATION	08-03-2022
3	COORDINATION	24-02-2022
2	COORDINATION	08-02-2022
1	PRELIMINARY	31-01-2022

TITLE

PLUMBING AND GAS

PROJECT MANAGER

SYLVAIN GAGNON

(514) 467 - 6469
 SYLVAIN.GAGNON@ATELIERDUCHEF.COM

DRAFTSMAN

ABDELLAH IDIZAL

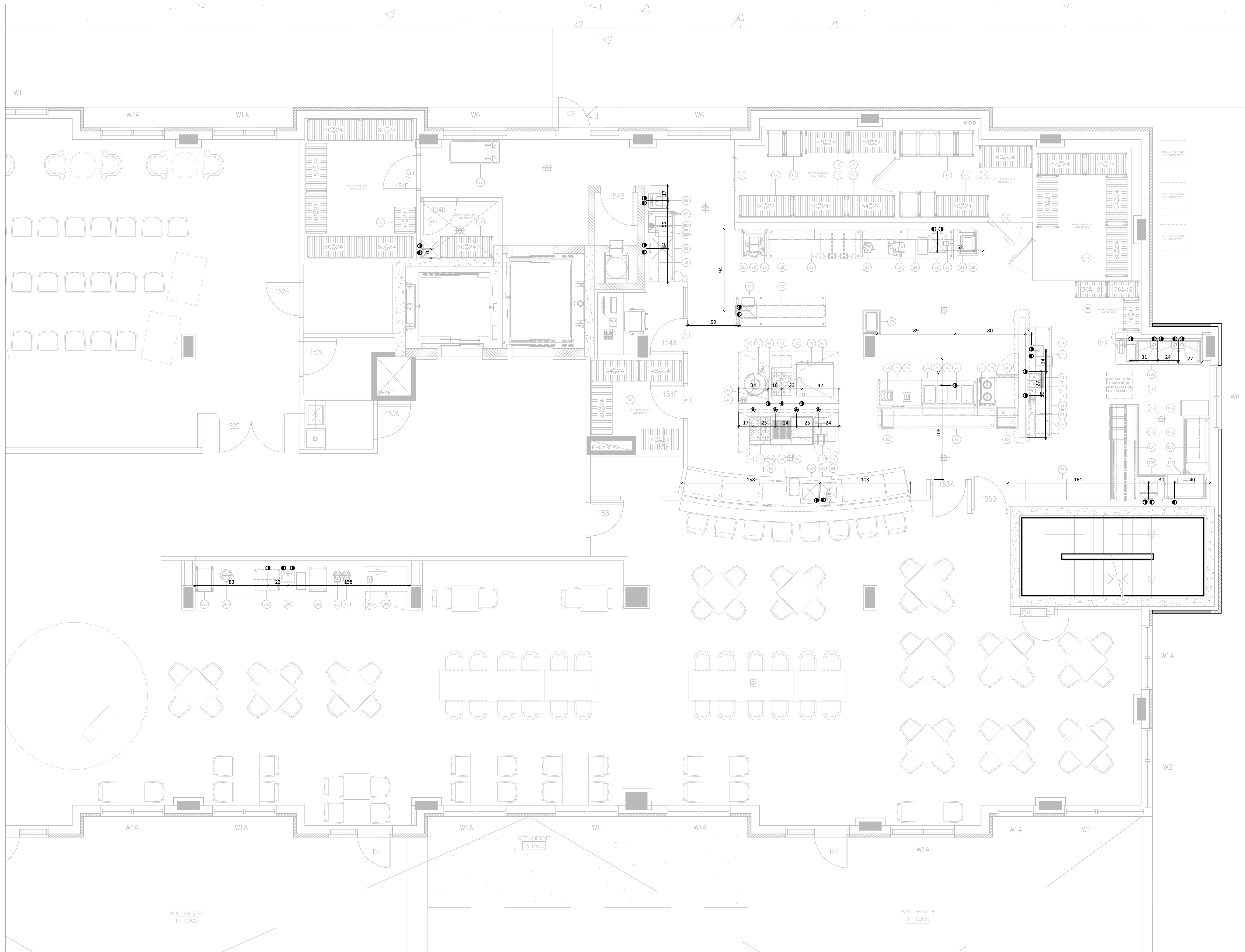
SCALE PROJECT

1/4"=1'-0" C04956

FORMAT PAGE

24 x 36 SA-08

THIS DRAWING CANNOT BE COPIED OR USED WITHOUT WRITTEN CONSENT FROM ATELIER DU CHEF.





WWW.ATELIERDUCHEF.COM
 (866) 682-5643
 BOUCHERVILLE | QUÉBEC | SAGUENAY

CLIENT

**COGIR
 LONDON SOUTH**

3050 TILLMANN ROAD, LONDON, ON

FOR CONSTRUCTION

VER.	DESCRIPTION	DATE
11	FOR CONSTRUCTION	08-10-2024
10	FOR CONSTRUCTION	16-05-2024
9	COORDINATION	27-03-2024
8	COORDINATION	12-01-2023
7	COORDINATION	22-06-2022
6	COORDINATION	28-04-2022
5	COORDINATION	01-04-2022
4	COORDINATION	08-03-2022
3	COORDINATION	24-02-2022
2	COORDINATION	08-02-2022
1	PRELIMINARY	31-01-2022

TITLE

PLUMBING

PROJECT MANAGER

SYLVAIN GAGNON

(514) 467 - 6469
 SYLVAIN.GAGNON@ATELIERDUCHEF.COM

DRAFTSMAN

ABDELLAH IDIZAL

SCALE PROJECT

1/4"=1'-0"

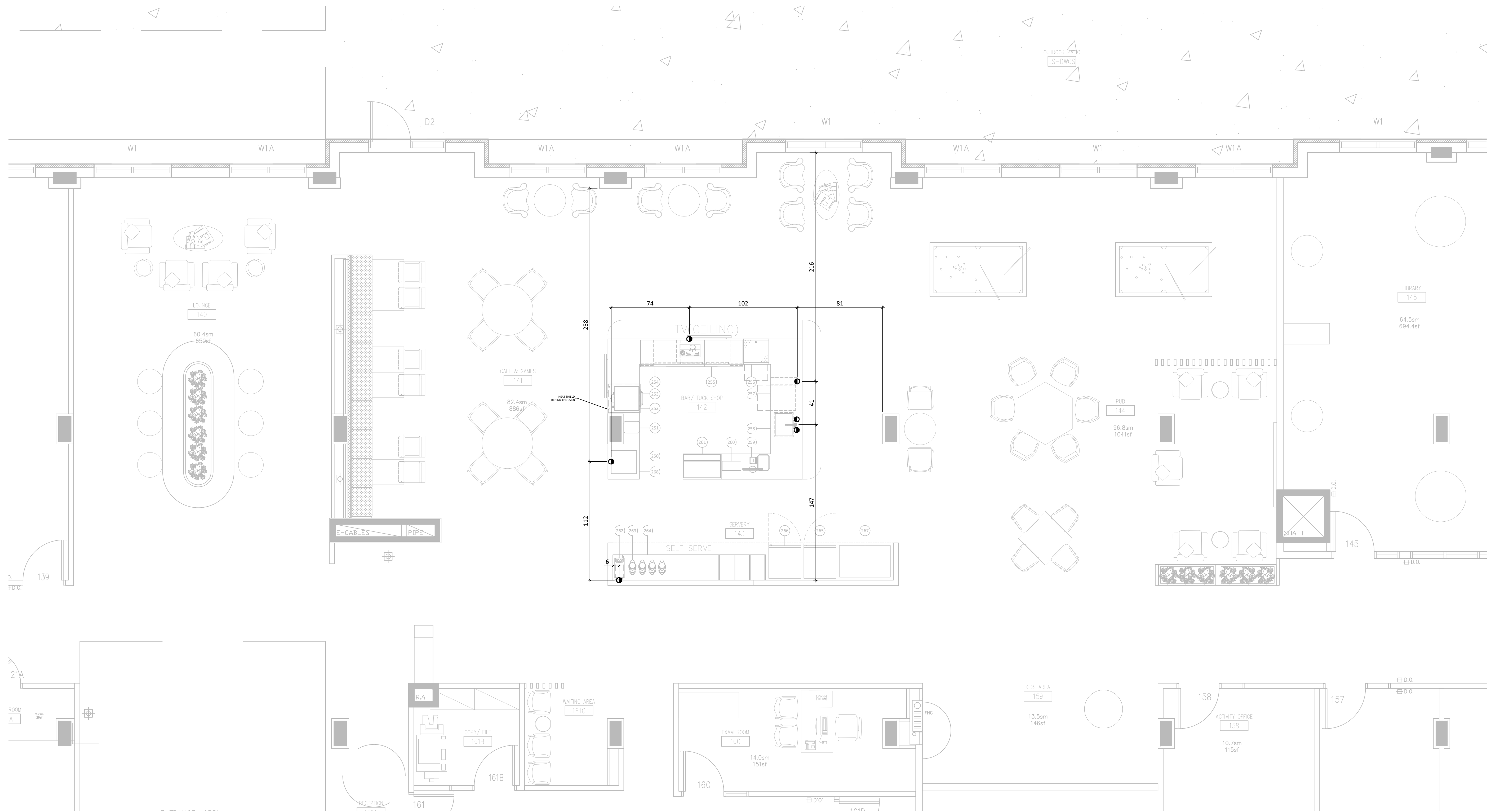
C04956

FORMAT PAGE

24 x 36

SA-09

THIS DRAWING CANNOT BE COPIED OR USED WITHOUT WRITTEN CONSENT FROM ATELIER DU CHEF.



CLIENT

COGIR
LONDON SOUTH

3050 TILLMANN ROAD, LONDON, ON

FOR CONSTRUCTION

VER.	DESCRIPTION	DATE
11	FOR CONSTRUCTION	08-10-2024
10	FOR CONSTRUCTION	16-05-2024
9	COORDINATION	27-03-2024
8	COORDINATION	12-01-2023
7	COORDINATION	22-06-2022
6	COORDINATION	28-04-2022
5	COORDINATION	01-04-2022
4	COORDINATION	08-03-2022
3	COORDINATION	24-02-2022
2	COORDINATION	08-02-2022
1	PRELIMINARY	31-01-2022

TITLE

PLUMBING

PROJECT MANAGER

SYLVAIN GAGNON

(514) 467 - 6469
 SYLVAIN.GAGNON@ATELIERDUCHEF.COM

DRAFTSMAN

ABDELLAH IDIZAL

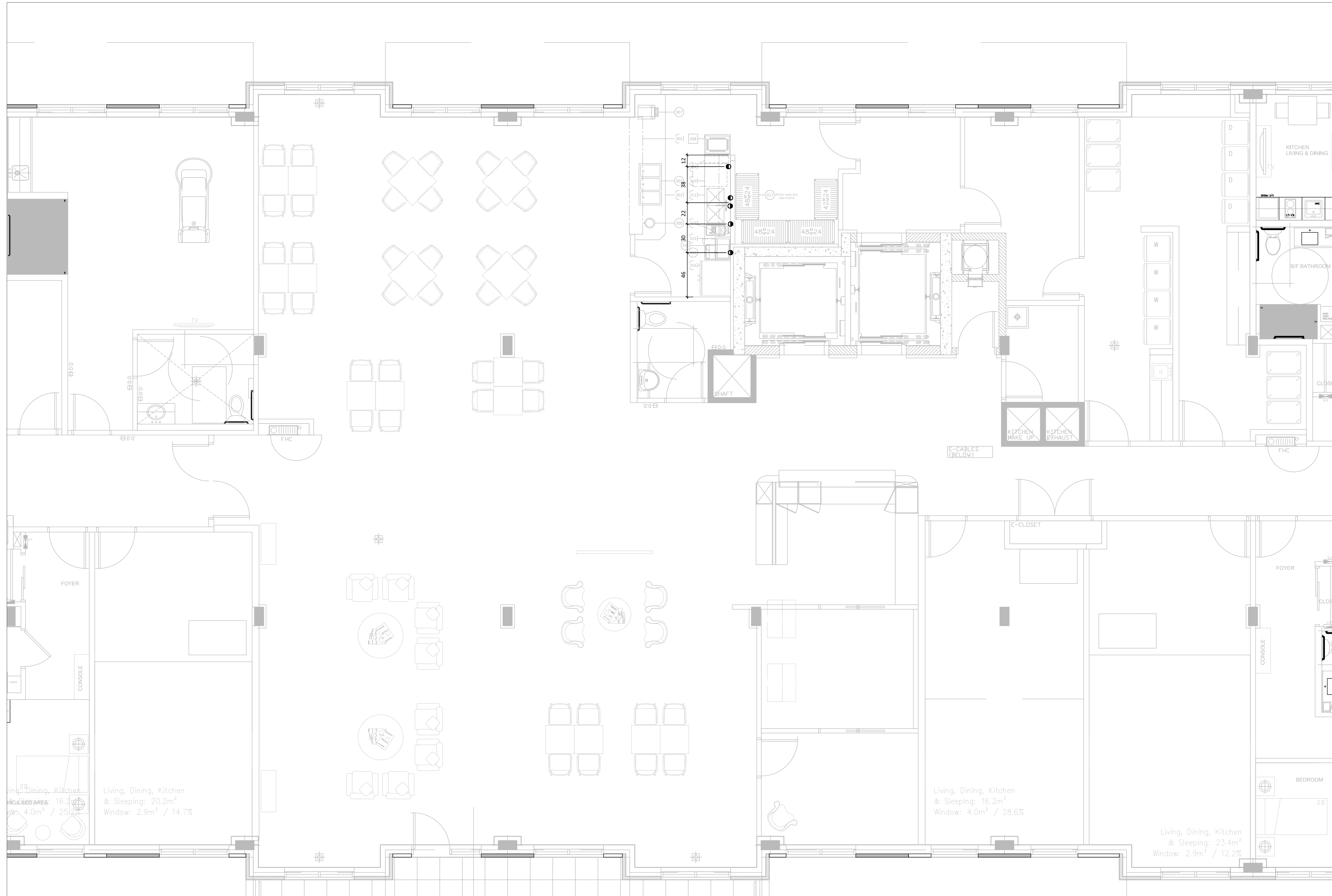
SCALE PROJECT

1/4"=1'-0" C04956

FORMAT PAGE

24 x 36 SA-10

THIS DRAWING CANNOT BE COPIED OR
 USED WITHOUT WRITTEN CONSENT
 FROM ATELIER DU CHEF.



CLIENT

**COGIR
 LONDON SOUTH**

3050 TILLMANN ROAD, LONDON, ON

FOR CONSTRUCTION

11	FOR CONSTRUCTION	08-10-2024
10	FOR CONSTRUCTION	16-05-2024
9	COORDINATION	27-03-2024
8	COORDINATION	12-01-2023
7	COORDINATION	22-06-2022
6	COORDINATION	28-04-2022
5	COORDINATION	01-04-2022
4	COORDINATION	08-03-2022
3	COORDINATION	24-02-2022
2	COORDINATION	08-02-2022
1	PRELIMINARY	31-01-2022
VER.	DESCRIPTION	DATE

TITLE

DRAINAGE

PROJECT MANAGER

SYLVAIN GAGNON

(514) 467 - 6469
 SYLVAIN.GAGNON@ATELIERDUCHEF.COM

DRAFTSMAN

ABDELLAH IDIZAL

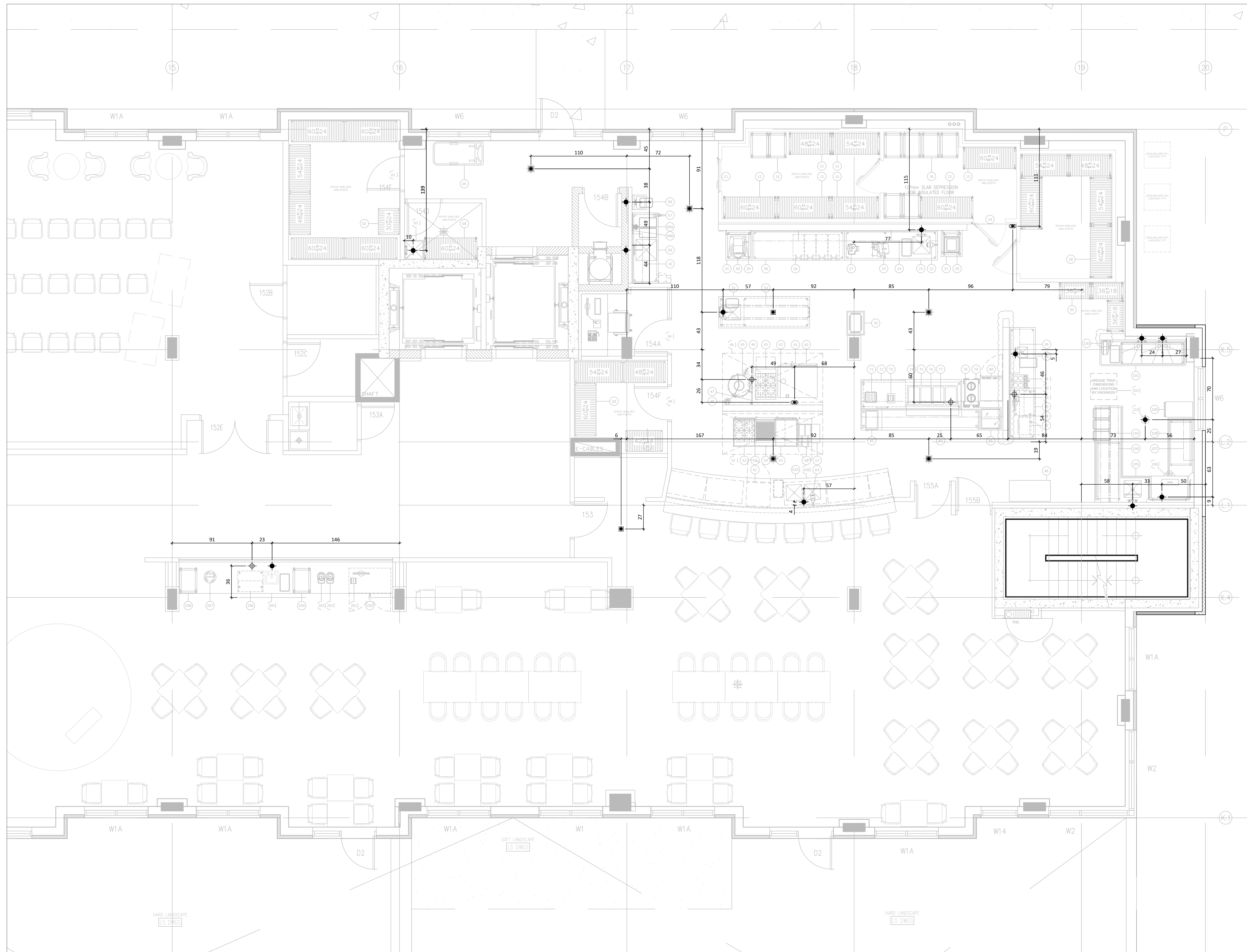
SCALE PROJECT

1/4"=1'-0" C04956

FORMAT PAGE

24 x 36 SA-11

THIS DRAWING CANNOT BE COPIED OR
 USED WITHOUT WRITTEN CONSENT
 FROM ATELIER DU CHEF.





WWW.ATELIERDUCHEF.COM
 (866) 682-5643
 BOUCHERVILLE | QUÉBEC | SAGUENAY

CLIENT _____

**COGIR
 LONDON SOUTH**

3050 TILLMANN ROAD, LONDON, ON

FOR CONSTRUCTION

VER.	DESCRIPTION	DATE
11	FOR CONSTRUCTION	08-10-2024
10	FOR CONSTRUCTION	16-05-2024
9	COORDINATION	27-03-2024
8	COORDINATION	12-01-2023
7	COORDINATION	22-06-2022
6	COORDINATION	28-04-2022
5	COORDINATION	01-04-2022
4	COORDINATION	08-03-2022
3	COORDINATION	24-02-2022
2	COORDINATION	08-02-2022
1	PRELIMINARY	31-01-2022

TITLE _____

DRAINAGE

PROJECT MANAGER _____

SYLVAIN GAGNON

(514) 467 - 6469
 SYLVAIN.GAGNON@ATELIERDUCHEF.COM

DRAFTSMAN _____

ABDELLAH IDIZAL

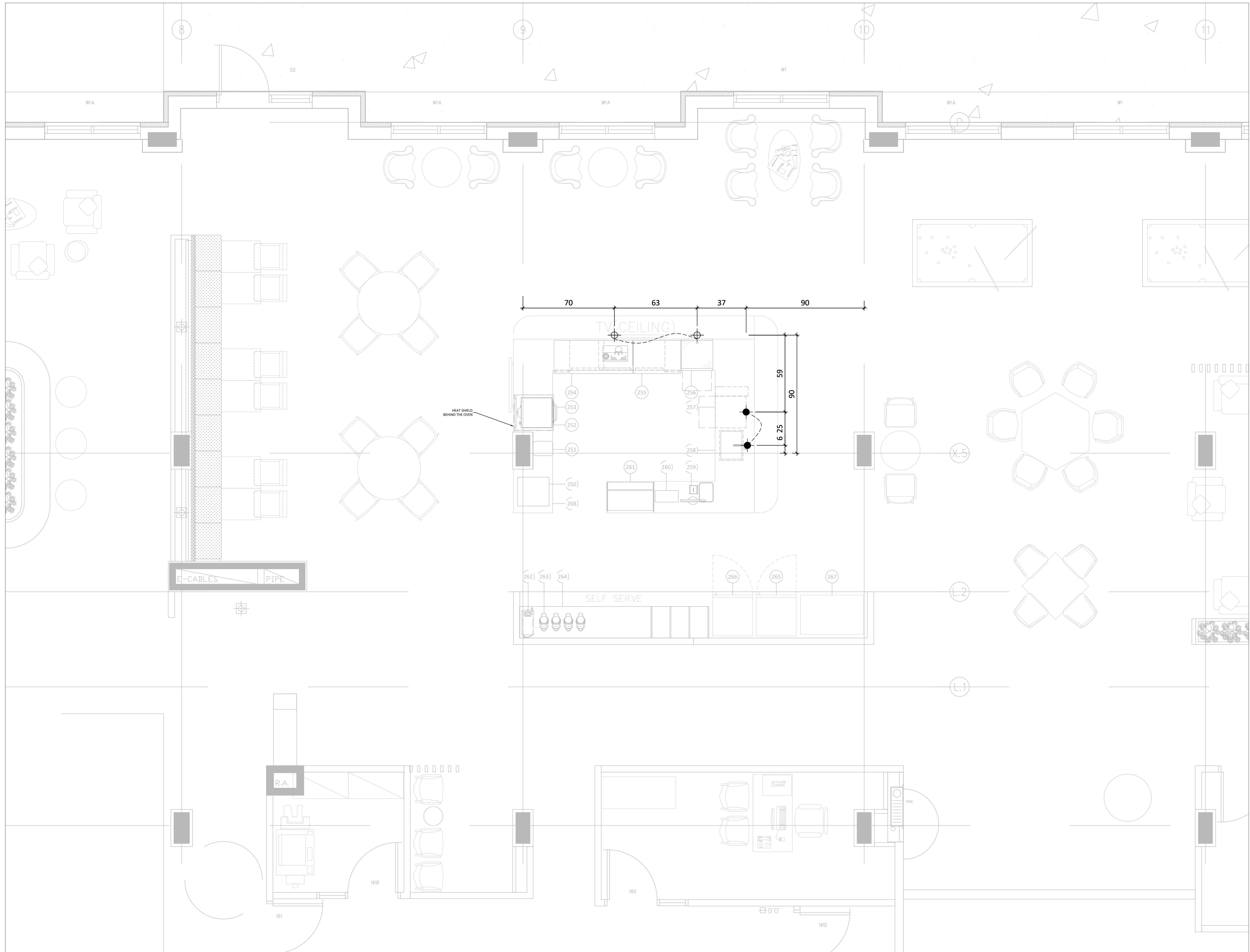
SCALE _____ PROJECT _____

3/8"=1'-0" C04956

FORMAT _____ PAGE _____

24 x 36 SA-12

THIS DRAWING CANNOT BE COPIED OR USED WITHOUT WRITTEN CONSENT FROM ATELIER DU CHEF.





WWW.ATELIERDUCHEF.COM
 (866) 682-5643
 BOUCHERVILLE | QUÉBEC | SAGUENAY

CLIENT _____

**COGIR
 LONDON SOUTH**

3050 TILLMANN ROAD, LONDON, ON

FOR CONSTRUCTION

11	FOR CONSTRUCTION	08-10-2024
10	FOR CONSTRUCTION	16-05-2024
9	COORDINATION	27-03-2024
8	COORDINATION	12-01-2023
7	COORDINATION	22-06-2022
6	COORDINATION	28-04-2022
5	COORDINATION	01-04-2022
4	COORDINATION	08-03-2022
3	COORDINATION	24-02-2022
2	COORDINATION	08-02-2022
1	PRELIMINARY	31-01-2022
VER.	DESCRIPTION	DATE

TITLE _____

DRAINAGE

PROJECT MANAGER _____

SYLVAIN GAGNON

(514) 467 - 6469
 SYLVAIN.GAGNON@ATELIERDUCHEF.COM

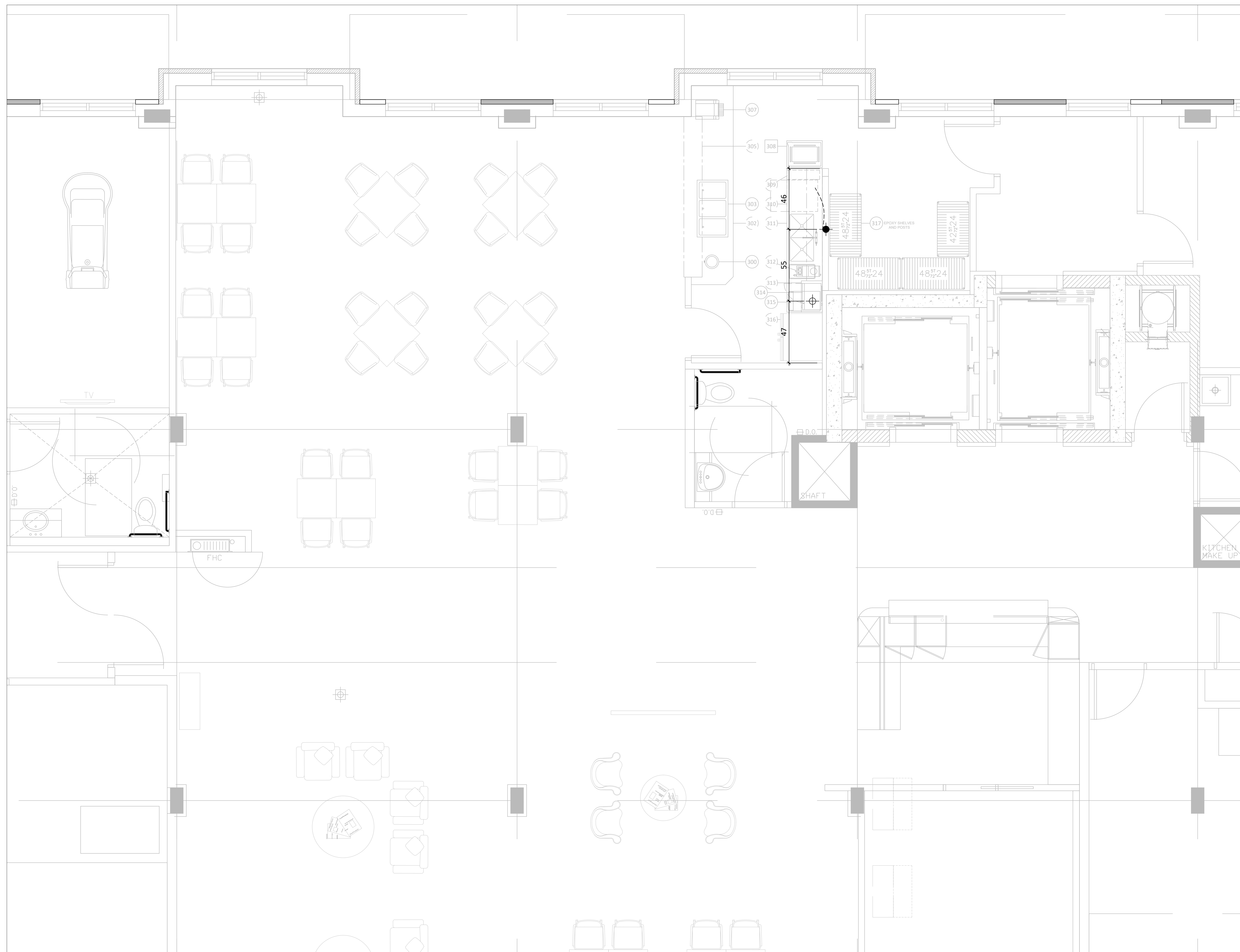
DRAFTSMAN _____

ABDELLAH IDIZAL

SCALE	PROJECT
3/8"=1'-0"	C04956

FORMAT	PAGE
24 x 36	SA-13

THIS DRAWING CANNOT BE COPIED OR USED WITHOUT WRITTEN CONSENT FROM ATELIER DU CHEF.





WWW.ATELIERDUCHEF.COM
 (866) 682-5643
 BOUCHERVILLE | QUÉBEC | SAGUENAY

CLIENT _____

**COGIR
 LONDON SOUTH**
 3050 TILLMANN ROAD, LONDON, ON

FOR CONSTRUCTION

11	FOR CONSTRUCTION	08-10-2024
10	FOR CONSTRUCTION	16-05-2024
9	COORDINATION	27-03-2024
8	COORDINATION	12-01-2023
7	COORDINATION	22-06-2022
6	COORDINATION	28-04-2022
5	COORDINATION	01-04-2022
4	COORDINATION	08-03-2022
3	COORDINATION	24-02-2022
2	COORDINATION	08-02-2022
1	PRELIMINARY	31-01-2022
VER.	DESCRIPTION	DATE

TITLE _____

VENTILATION HOOD

PROJECT MANAGER _____

SYLVAIN GAGNON

(514) 467 - 6469
 SYLVAIN.GAGNON@ATELIERDUCHEF.COM

DRAFTSMAN _____

ABDELLAH IDIZAL

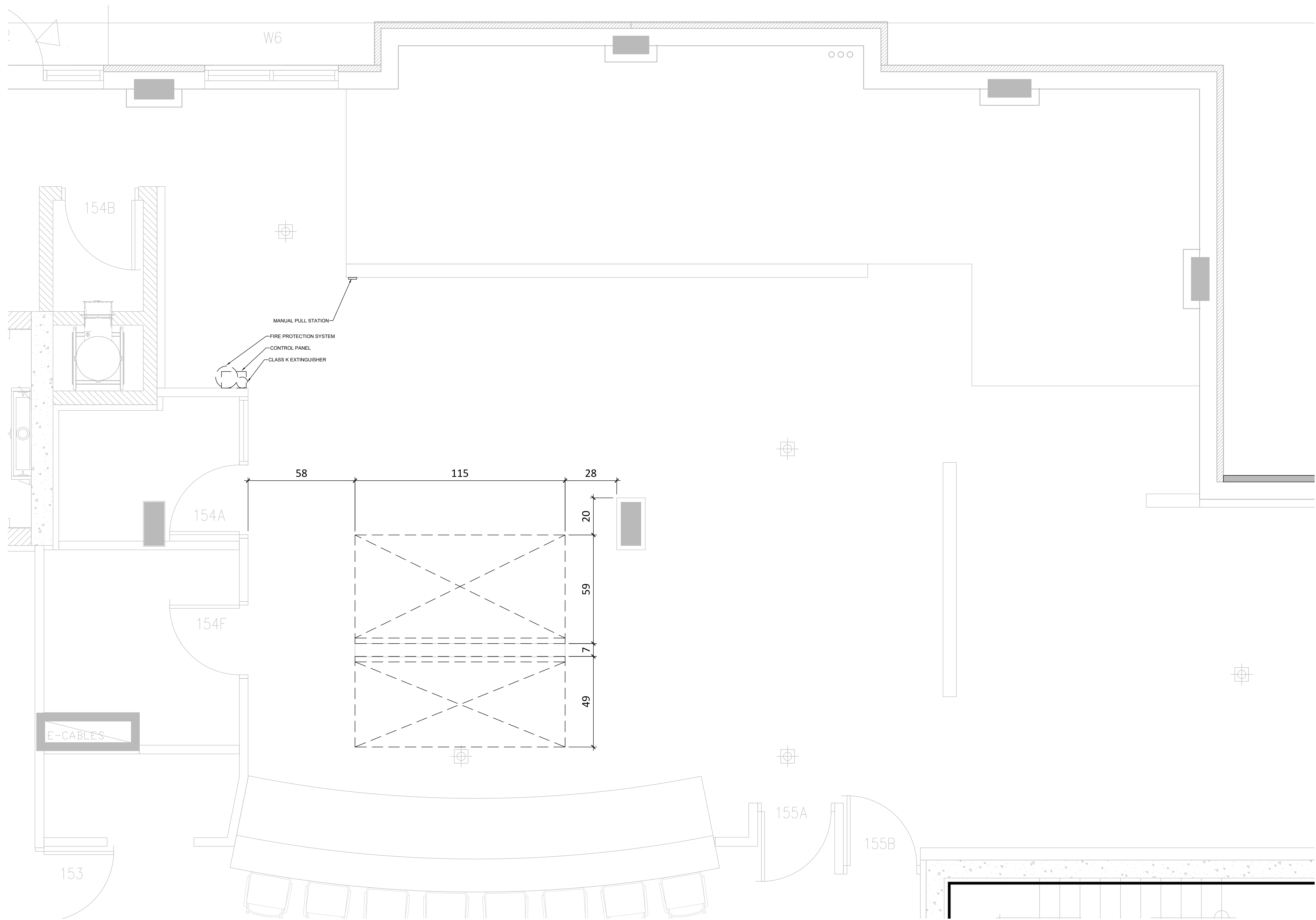
SCALE _____ PROJECT _____

1/2"=1'-0" C04956

FORMAT _____ PAGE _____

24 x 36 SA-14

THIS DRAWING CANNOT BE COPIED OR
 USED WITHOUT WRITTEN CONSENT
 FROM ATELIER DU CHEF.





WWW.ATELIERDUCHEF.COM
 (866) 682-5643
 BOUCHERVILLE | QUÉBEC | SAGUENAY

CLIENT

**COGIR
 LONDON SOUTH**

3050 TILLMANN ROAD, LONDON, ON

FOR CONSTRUCTION

11	FOR CONSTRUCTION	08-10-2024
10	FOR CONSTRUCTION	16-05-2024
9	COORDINATION	27-03-2024
8	COORDINATION	12-01-2023
7	COORDINATION	22-06-2022
6	COORDINATION	28-04-2022
5	COORDINATION	01-04-2022
4	COORDINATION	08-03-2022
3	COORDINATION	24-02-2022
2	COORDINATION	08-02-2022
1	PRELIMINARY	31-01-2022
VER.	DESCRIPTION	DATE

TITLE

WALL REINFORCEMENT

PROJECT MANAGER

SYLVAIN GAGNON

(514) 467 - 6469
 SYLVAIN.GAGNON@ATELIERDUCHEF.COM

DRAFTSMAN

ABDELLAH IDIZAL

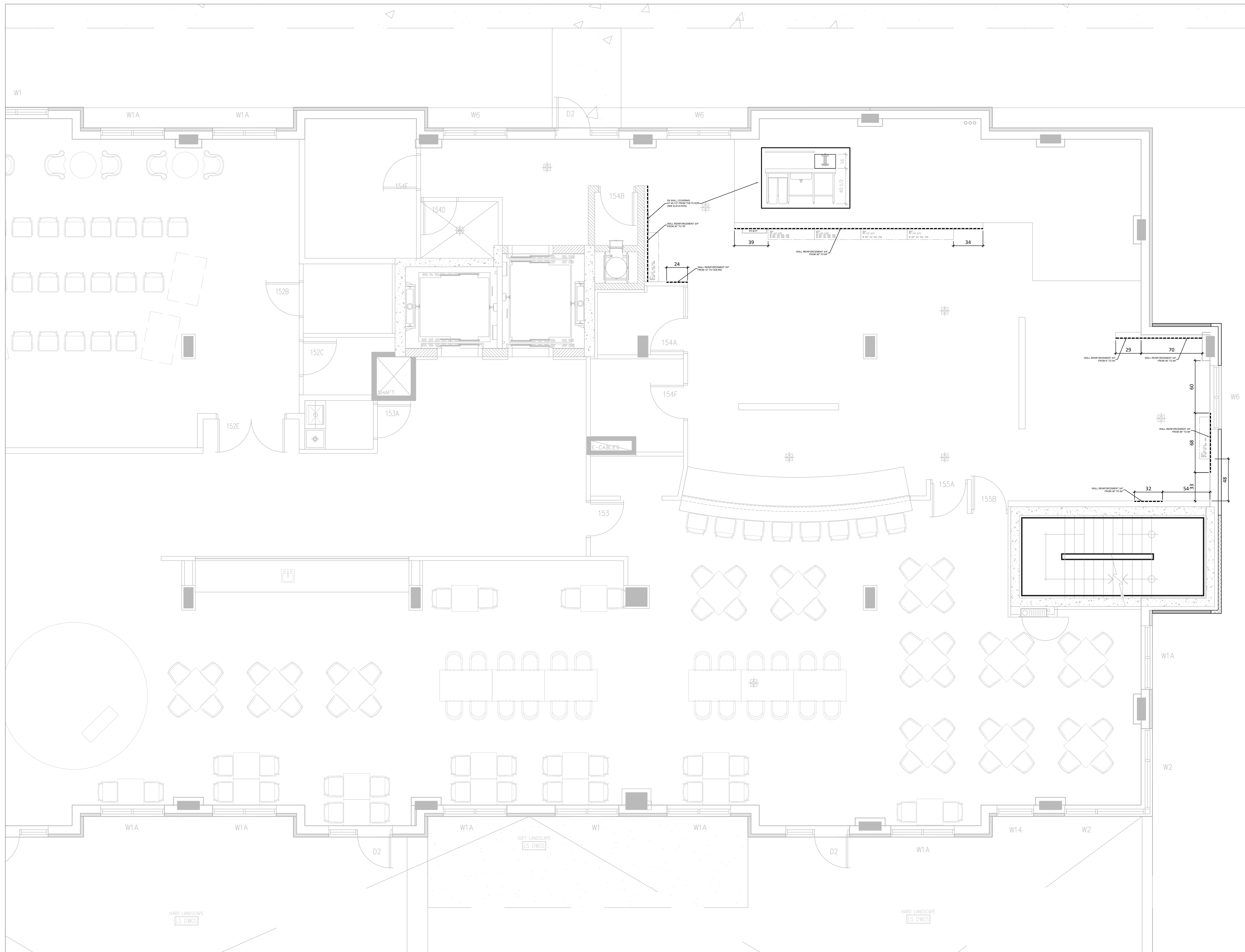
SCALE PROJECT

1/4"=1'-0" C04956

FORMAT PAGE

24 x 36 SA-15

THIS DRAWING CANNOT BE COPIED OR
 USED WITHOUT WRITTEN CONSENT
 FROM ATELIER DU CHEF.





WWW.ATELIERDUCHEF.COM
 (866) 682-5643
 BOUCHERVILLE | QUÉBEC | SAGUENAY

CLIENT _____

**COGIR
 LONDON SOUTH**

3050 TILLMANN ROAD, LONDON, ON

FOR CONSTRUCTION

11	FOR CONSTRUCTION	08-10-2024
10	FOR CONSTRUCTION	16-05-2024
9	COORDINATION	27-03-2024
8	COORDINATION	12-01-2023
7	COORDINATION	22-06-2022
6	COORDINATION	28-04-2022
5	COORDINATION	01-04-2022
4	COORDINATION	08-03-2022
3	COORDINATION	24-02-2022
2	COORDINATION	08-02-2022
1	PRELIMINARY	31-01-2022
VER.	DESCRIPTION	DATE

TITLE _____

WALL REINFORCEMENT

PROJECT MANAGER _____

SYLVAIN GAGNON

(514) 467 - 6469
 SYLVAIN.GAGNON@ATELIERDUCHEF.COM

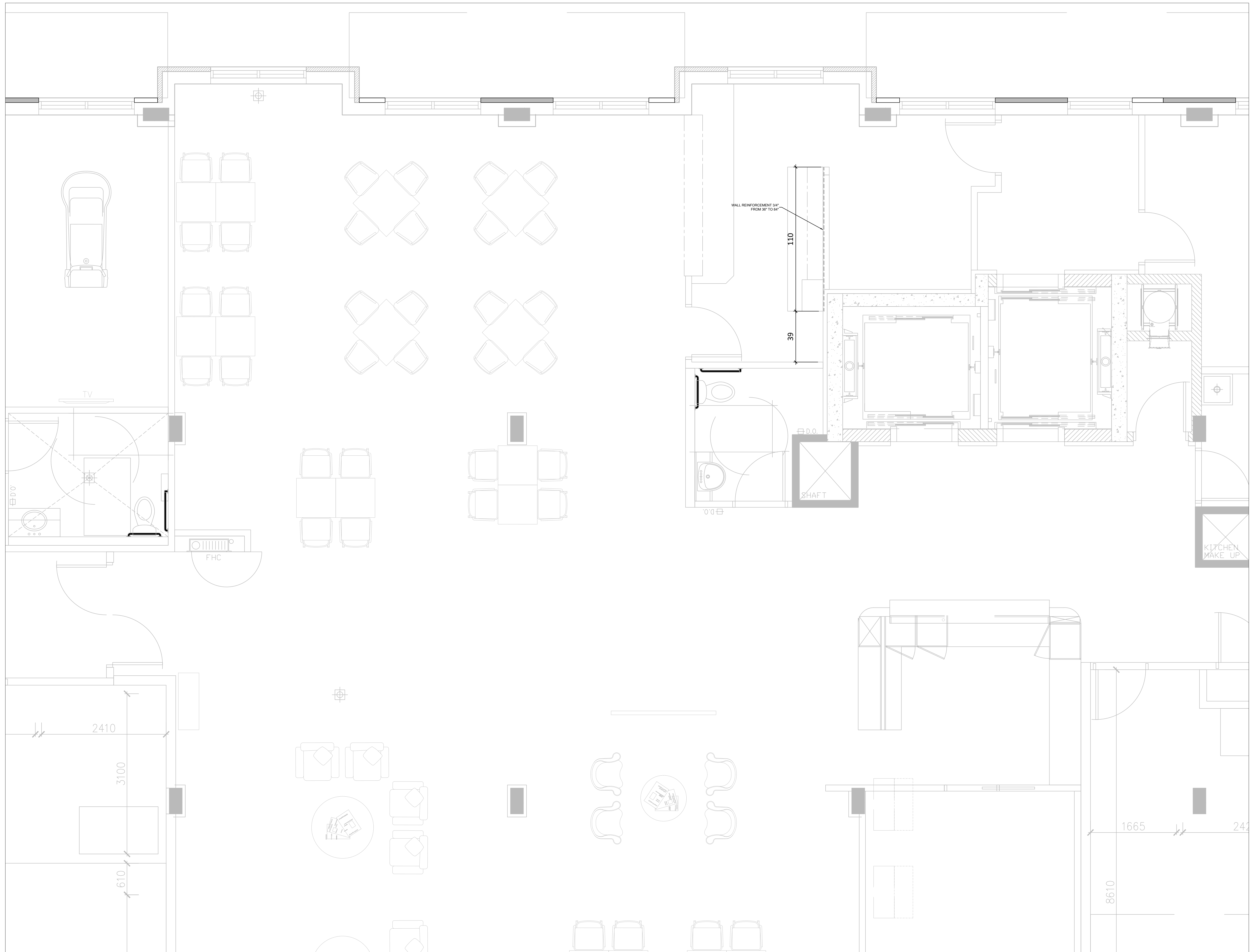
DRAFTSMAN _____

ABDELLAH IDIZAL

SCALE	PROJECT
3/8"=1'-0"	C04956

FORMAT	PAGE
24 x 36	SA-16

THIS DRAWING CANNOT BE COPIED OR USED WITHOUT WRITTEN CONSENT FROM ATELIER DU CHEF.



CLIENT

**COGIR
LONDON SOUTH**

3050 TILLMANN ROAD, LONDON, ON

FOR CONSTRUCTION

11	FOR CONSTRUCTION	08-10-2024
10	FOR CONSTRUCTION	16-05-2024
9	COORDINATION	27-03-2024
8	COORDINATION	12-01-2023
7	COORDINATION	22-06-2022
6	COORDINATION	28-04-2022
5	COORDINATION	01-04-2022
4	COORDINATION	08-03-2022
3	COORDINATION	24-02-2022
2	COORDINATION	08-02-2022
1	PRELIMINARY	31-01-2022
VER.	DESCRIPTION	DATE

TITLE
ARCHITECTURAL DIMENSIONS

PROJECT MANAGER

SYLVAIN GAGNON

(514) 467 - 6469
SYLVAIN.GAGNON@ATELIERDUCHEF.COM

DRAFTSMAN

ABDELLAH IDIZAL

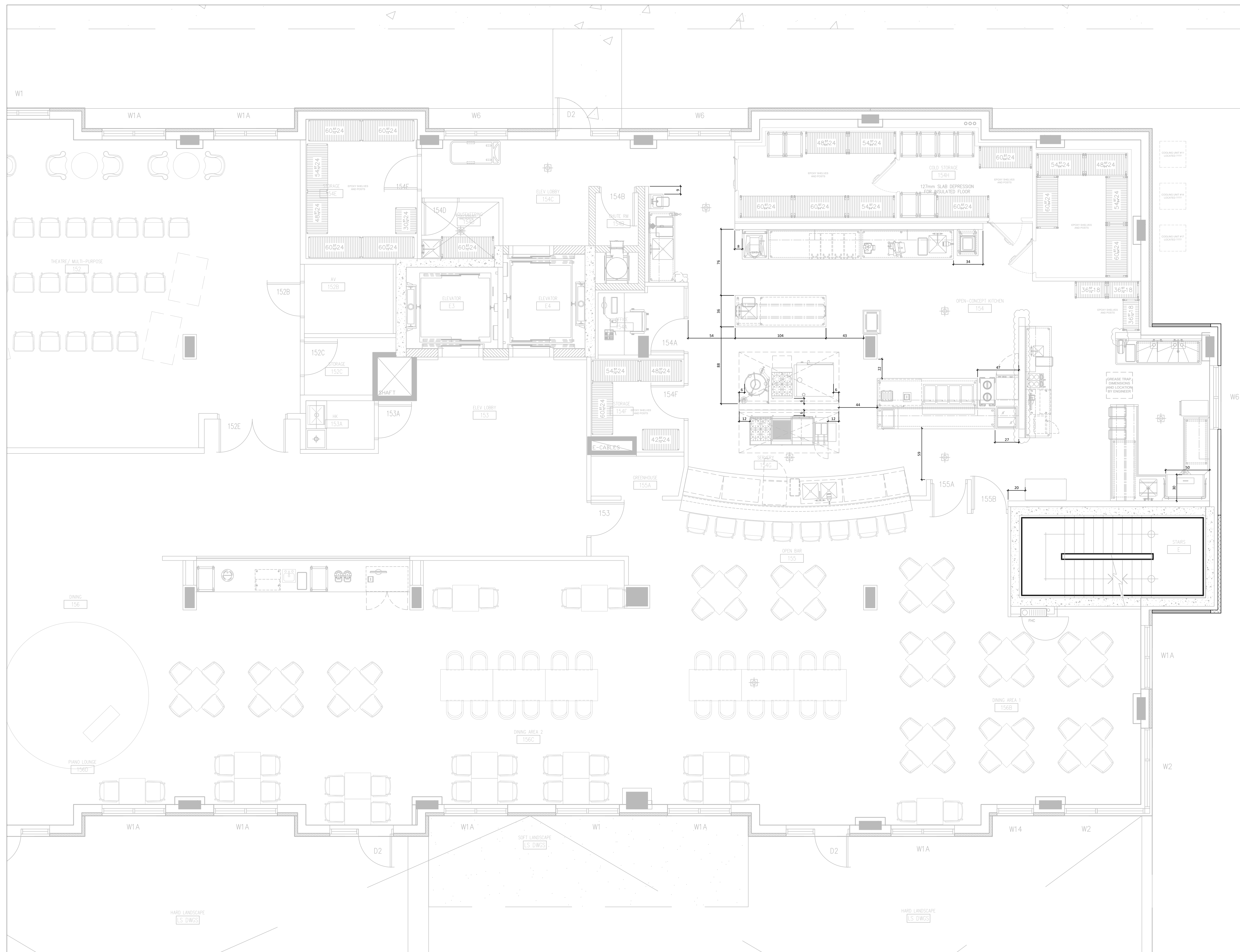
SCALE
1/4"=1'-0"

PROJECT
C04956

FORMAT
24 x 36

PAGE
SA-17

THIS DRAWING CANNOT BE COPIED OR
USED WITHOUT WRITTEN CONSENT
FROM ATELIER DU CHEF.



CLIENT
COGIR
LONDON SOUTH
 3050 TILLMANN ROAD, LONDON, ON

FOR CONSTRUCTION

VER.	DESCRIPTION	DATE
11	FOR CONSTRUCTION	08-10-2024
10	FOR CONSTRUCTION	16-05-2024
9	COORDINATION	27-03-2024
8	COORDINATION	12-01-2023
7	COORDINATION	22-06-2022
6	COORDINATION	28-04-2022
5	COORDINATION	01-04-2022
4	COORDINATION	08-03-2022
3	COORDINATION	24-02-2022
2	COORDINATION	08-02-2022
1	PRELIMINARY	31-01-2022

TITLE
ARCHITECTURAL DIMENSIONS

PROJECT MANAGER
SYLVAIN GAGNON
 (514) 467 - 6469
 SYLVAIN.GAGNON@ATELIERDUCHEF.COM

DRAFTSMAN
ABDELLAH IDIZAL

SCALE	PROJECT
3/8"=1'-0"	C04956
FORMAT	PAGE
24 x 36	SA-18

THIS DRAWING CANNOT BE COPIED OR USED WITHOUT WRITTEN CONSENT FROM ATELIER DU CHEF.

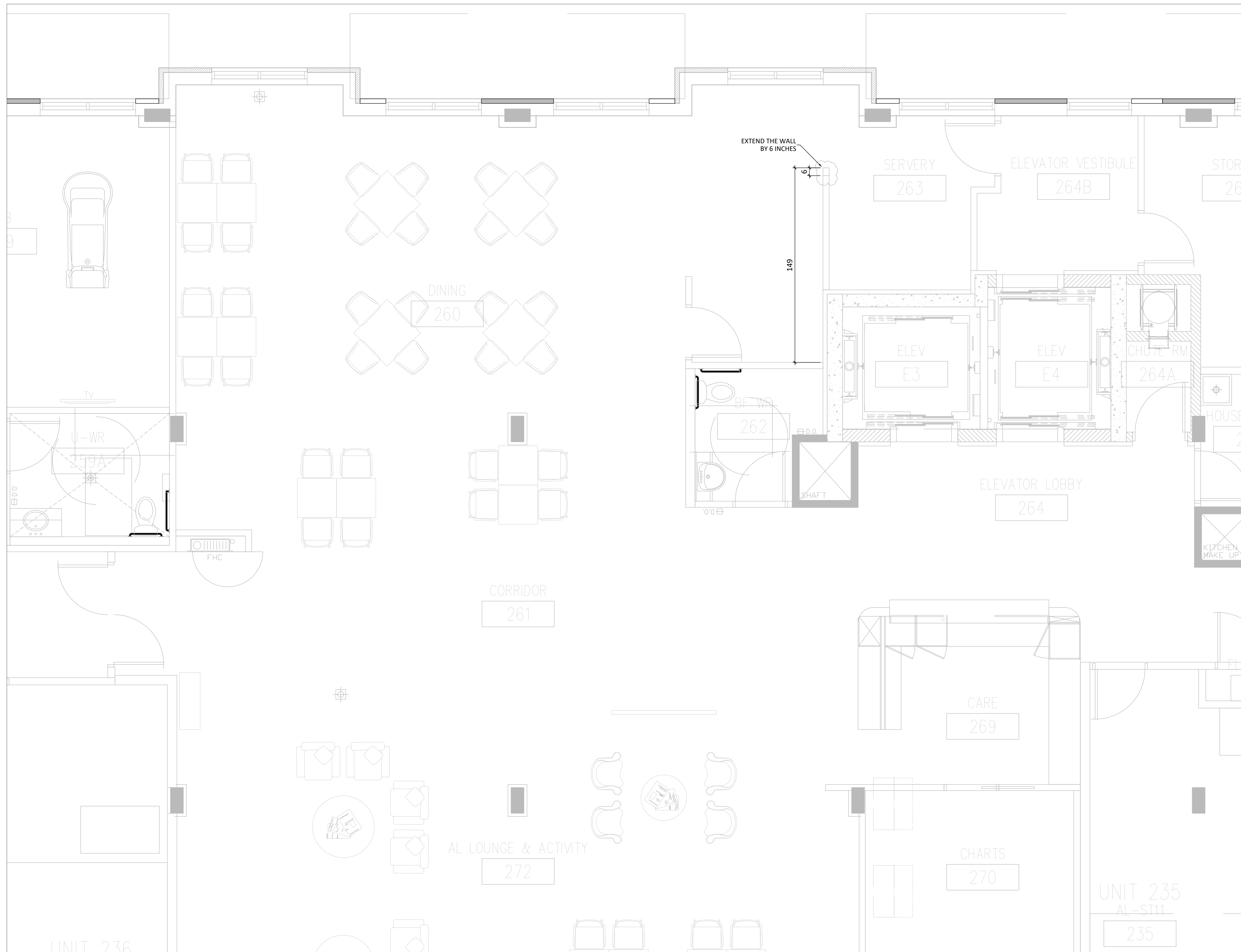


TABLEAU DES DONNÉES TECHNIQUES

N° article	Quantité	Description	État	Électricité								Plomberie					Gaz	P	N	Vent.	Remarques	Fourni par						
				Volts	Phases	Ampères	Kilowatts	C.V.	Raccord direct	Avec cordon NEMA	Hauteur du sol	Eau		Drain									Consommation BTU/H	Ø raccord	Hauteur du sol	PCM		
												Eau chaude 140° F	Eau froide	Hauteur du sol	Ouvert	Raccordés											Hauteur du sol	
01	1	DRY STORAGE	N-H-C																							BY GENERAL CONTRACTOR		
02	7	WIRE SHELVE	N																									
03	1	MOP SINK	N-H-C											3"	FL.												BY PLUMBING CONTRACTOR	
	1	FAUCET	N-H-C						1/2"	1/2"	36"																BY PLUMBING CONTRACTOR	
	1	CHEMICAL DISTRIBUTION CENTER	N-H-C						1/2"	1/2"	60"																BY CLIENT	
04	1	MOBILE WIRE SHELVE	N																									
05	1	MOBILE GARBAGE CART	N																									
06	1	HAND SINK	N											1-1/2"	12"												NOTE #7	
	1	FAUCET	N						1/2"	1/2"	18"																	
	1	TRASH CAN	N																									
	1	PAPER AND SOAP DISPENSER	N-H-C																								NOTE #7	
07	1	CAN OPENER	N																								BY CLIENT	
08A	1	WALL MOUNT POTATOES CUTTER	N																									
08B	1	S/S WALL COVERING	N																								NOTE #7	
09	1	WORK TABLE WITH SINK	N	120	1	10								1-1/2"	12"												NOTE #4 (X1)	
	1	FAUCET	N							1/2"	1/2"	18"																
	2	TRASH CAN	N																									
10	1	WALL SHELF	N																								NOTE #7	
11	1	WALK IN FRIDGE	N	120	1	4														X		CEILING					NOTE #6	
	1	COOLING UNIT	N	208	1	13.9													X								NOTE #12	
	1	EVAPORATOR	N	120	1	2							3"	FL.					X								NOTE #12	
	1	ASSEMBLY AND INSTALLATION	N																									
12	5	MOBILE WIRE SHELVE	N																									
13	2	MOBILE PAN RACK	N																									
14	1	WALK IN FRIDGE	N	120	1	4													X			CEILING					NOTE #6	
	1	COOLING UNIT	N	208	1	13.9													X								NOTE #12	
	1	EVAPORATOR	N	120	1	2							3"	FL.					X								NOTE #12	
	1	ASSEMBLY AND INSTALLATION	N																									
15	2	MOBILE WIRE SHELVE	N																									
16	6	MOBILE PAN RACK	N																									
17	1	WALK IN FREEZER	N	120	1	4													X			CEILING					NOTE #6	
	1	COOLING UNIT	N	208	1	18.7													X								NOTE #12	
	1	EVAPORATOR	N	208	1	9.1							3"	FL.					X								NOTE #12	
	1	ASSEMBLY AND INSTALLATION	N																									
	1	HEATING CABLE FOR DRAIN	N	120	1	5																	5-15P	72"				
18	5	MOBILE WIRE SHELVE	N																									
19		SPARE																										
20	1	VACUUM PACKAGING MACHINE	N	120	1	8	.96																5-15P	48"				
21	1	MOBILE STAND FOR VACUUM MACHINE	N																									
22	1	IMMERSION CIRCULATOR	N	120	1	12	1.5																5-15P	48"				
23	1	WORK TABLE WITH SINK	N																									
	1	FAUCET	N							1/2"	1/2"	18"																
	1	PAPER AND SOAP DISPENSER	N-H-C																								NOTE #7	
	1	TRASH CAN	N																								BY CLIENT	
24	6	WALL SHELVES	N																								NOTE #7	
25	1	SLICER	N	120	1	3																	5-15P	48"				
26	4	MOBILE INGREDIENTS BIN	N																									
27	1	FOOD PROCESSOR	N	120	1	12		1.5															5-15P	48"				
28	1	WORK TABLE	N	120	1	12																	5-15P	48"			NOTE #4(1X)	
29	1	USTENSILS RACK	N																								NOTE #7	
30	1	30P MIXER	N	120	1	16																	5-20P	30"				
31	1	STAND MIXER	N																									
32	1	WORK TABLE WITH SINK	N	120	1	12																	5-15P	30"			NOTE #4(2X)	
	1	FAUCET	N							1/2"	1/2"	18"																
	1	TRASH CAN	N																									
33	1	USTENSILS RACK WITH SHELF	N																									
34	1	OFFICE	N-H-C																									
40	1	COMBI OVEN	N	208	3	102.7	37												X				30"				NOTE #2	
	1	WATER FILTRATION SYSTEM	N										3/4"	30"													NOTE #7	
41	1	MOBILE STAND FOR COMBI OVEN	N																									
42	1	HEAT SHIELD	N																									
43	1	4 BURNERS RANGE WITH OVEN	N																									
44	1	SWIVEL FUNNEL FOR KETTLE	N																								NOTE #10	
45	1	KETTLE	N	208	3	34.1	12.3												X				12"				NOTE #2	
46	1	EXHAUST HOOD	N-H-C	120	1	4													X				CEILING				NOTE #6	
	1	CLASS K EXTINGUISHER	N-H-C																								BY VENTILATION CONTRACTOR	
	1	HOOD STARTER	N-H-C																								BY VENTILATION CONTRACTOR	
	1	FIRE SYSTEM	N-H-C																								BY VENTILATION CONTRACTOR	
	1	MANUAL PULL STATION	N-H-C																								BY VENTILATION CONTRACTOR	
47	1	WALL MOUNT POT FILLER	N																									
48	1	IMMERSION BLENDER	N	120	1	3.83	.46																5-15P	48"				
49	1	DRY STORAGE	N-H-C																								BY GENERAL CONTRACTOR	
50	4	WIRE SHLVING	N																									
51	1	EXHAUST HOOD	N-H-C	120	1														X				CEILING				NOTE #6	
	1	CLASS K EXTINGUISHER	N-H-C																								BY VENTILATION CONTRACTOR	
	1	HOOD STARTER	N-H-C																								BY VENTILATION CONTRACTOR	
	1	FIRE SYSTEM	N-H-C																								BY VENTILATION CONTRACTOR	
	1	MANUAL PULL STATION	N-H-C																								BY VENTILATION CONTRACTOR	
52	1	GAS HOT PLATES	N																									
53	1	REFRIGERATED EQUIPMENTS STAND	N	120	1	4.5																	5-15P	12"			NOTE #10	
54	1	GAS BROILER	N																									
55	1	GAS GRIDDLE	N																									
56	1	GAS FRYER	N																									
57	1	DUMP STATION	N																									
58		SPARE																										
59		SPARE																										

État de l'article: N=Nouveau, R=Existant à Relocaliser, E=Existant, M=Existant à Modifier, H-C=Hors Contrat, F=Achat Futur



WWW.ATELIERDUCHEF.COM

TABLEAU DES DONNÉES TECHNIQUES																				
N° article	Quantité	Description	État	Électricité							Plomberie				Gaz <input type="checkbox"/> P <input checked="" type="checkbox"/> N			Vent.	Remarques	Fourni par
				Volts	Phases	Ampères	Kilowatts	C.V.	Raccord direct	Avec cordon NEMA	Hauteur du sol	Eau chaude 1/40"	Eau froide	Hauteur du sol	Ouvert	Raccordé	Hauteur du sol	Consommation BTU/H		
60		SPARE																		
61	1	UNDERCOUNTER FRIDGE	N	120	1	4				5-15P	12"									
62A	1	WORK COUNTER	N	120	1	12				5-15P	24"									
62B	1	COUNTER TOP WITH DOUBLE SINK AND FAUCET	N-H-C									1/2"	1/2"	18"		1-1/2"	12"			
	1	TRASH CAN	N-H-C																	
	1	PAPER AND SOAP DISPENSER	N-H-C																	
63	1	IMMERSION CIRCULATOR	N	120	1	12	1.5			5-15P	24"									
64		SPARE																		
65		SPARE																		
66		SPARE																		
67		SPARE																		
68		SPARE																		
69		SPARE																		
70	1	HOLDING CABINET FOR CARES UNITS	N	120	1	2	.23			5-15P	12"									
71	1	POP UP TOASTER	N	208	1	12.5	2.6			6-15P	48"									
72	1	UNDERCOUNTER FRIDGE	N	120	1	4				5-15P	12"									
73	1	PRINTER SHELF	N																	
	1	PRINTER	N-H-C	120	1	5				5-15P	60"									
74	1	WORK COUNTER	N																	
75	1	HEATED WELLS	N	208	1	23.2	4.815		X		4"	1/4"	FL.	3"	FL.					
76	1	INFRARED STRIP HEATER	N	208	1	13.5	2.8		X		60"									
77	1	PASS-THRU SHELF	N																	
78	1	PASS-THRU SHELF	N																	
79	1	HEATED PLATE DISPENSER	N	120	1	8.75	1.05			5-15P	12"									
80	1	MOBILE HOLDING CABINET	N	120	1	17.5	2.1			5-20P	12"									
81		SPARE																		
82	1	COUNTERTOP WARMER	N	120	1	10	1.2			5-15P	30"									
83	1	SERVICE COUNTER	N																	
84	1	POS	N-H-C	120	1	5				5-15P	60"									
	1	PRINTER	N-H-C	120	1	5				5-15P	60"									
85	1	ICE CREAM FREEZER	N	120	1	2.1				5-15P	12"									
86	1	REACH-IN FRIDGE	N	120	1	6				5-15P	48"									
87	1	MICROWAVE OVEN	N	120	1	13	1.5			5-15P	24"									
88	1	PASS-THRU SHELF	N																	
89	1	ICE MACHINE	N	120	1	4	.425			5-15P	12"	3/8"	12"	1"	FL.					
90	1	COFFEE MACHINE	N-H-C	120/208	1	11	2.34			L14-20P	24"	1/2"	48"							
91	1	COFFEE MACHINE	N-H-C	120/208	1	11	2.34			L14-20P	24"	1/2"	48"							
92		SPARE																		
93	1	WORK COUNTER WITH SINK	N																	
	1	FAUCET	N									1/2"	1/2"	18"						
	1	TRASH CAN	N																	
	1	PAPER AND SOAP DISPENSER	N-H-C																	
94	1	PASS-THRU SHELF	N																	
95	3	MOBILE WIRE SHELVING	N																	
96		SPARE																		
97		SPARE																		
98		SPARE																		
99		SPARE																		
100	1	HOSE REEL	N									1/2"	12"							
101	1	TRIPLE SINK WITH DRAINBOARD	N																	
	1	PRE-RINCE UNIT	N									1/2"	1/2"	18"						
	1	FAUCET	N									1/2"	1/2"	18"						
	1	TRASH CAN	N																	
	1	PAPER AND SOAP DISPENSER	N-H-C																	
102	1	GREASE TRAP	N-H-C																	
103	3	TRASH CAN	N																	
104	1	DISH RACK SHELF	N																	
105	1	SOILED DISH TABLE	N																	
	1	PRE-RINCE UNIT	N																	
106	1	DISHWASHER	N-H-C	120	1	30			X		60"	1/2"	1/2"	18"						
	1	BOOSTER	N-H-C	208	3	26			X		60"	3/4"	12"		2"	2"				
107	1	WALL SHELF	N																	
108	1	CLEAN DISH TABLE	N																	
109	1	MOBILE CART	N																	
110	1	FLOOR DRAIN WITH SEDIMENT TRAY	N-H-C																	

État de l'article: N=Nouveau, R=Existant à Relocaliser, E=Existant, M=Existant à Modifier, H-C=Hors Contrat, F=Achat Futur

CLIENT _____

**COGIR
LONDON SOUTH**

3050 TILLMANN ROAD, LONDON, ON

FOR CONSTRUCTION

11	FOR CONSTRUCTION	08-10-2024
10	FOR CONSTRUCTION	16-05-2024
9	COORDINATION	27-03-2024
8	COORDINATION	12-01-2023
7	COORDINATION	22-06-2022
6	COORDINATION	28-04-2022
5	COORDINATION	01-04-2022
4	COORDINATION	08-03-2022
3	COORDINATION	24-02-2022
2	COORDINATION	08-02-2022
1	PRELIMINARY	31-01-2022
VER.	DESCRIPTION	DATE

TITLE _____

TECHNICAL DATA 2/3

PROJECT MANAGER _____

SYLVAIN GAGNON

(514) 467 - 6469
SYLVAIN.GAGNON@ATELIERDUCHEF.COM

DRAFTSMAN _____

ABDELLAH IDIZAL

SCALE	PROJECT
N.T.S.	C04956
FORMAT	PAGE
24 x 36	SA-20

THIS DRAWING CANNOT BE COPIED OR USED WITHOUT WRITTEN CONSENT FROM ATELIER DU CHEF.



WWW.ATELIERDUCHEF.COM
(866) 682-5643
BOUCHERVILLE | QUÉBEC | SAGUENAY

TABLEAU DES DONNÉES TECHNIQUES

N° article	Quantité	Description	État	Électricité						Plomberie					Gaz <input type="checkbox"/> P <input checked="" type="checkbox"/> N	Vent.	Remarques	Fourni par		
				Volts	Phases	Ampères	Kilowatts	C.V.	Raccord direct	Avec cordon NEMA	Hauteur du sol	Eau		Drain						
												Eau chaude 1/40 F	Eau froide	Hauteur du sol					Ouvert	Raccordé
200	1	UNDERCOUNTER FRIDGE	N	120	1	4.6				5-15P	12"									
201	1	POS	N-H-C	120	1	5				5-15P	48"									
	1	PRINTER	N-H-C	120	1	5				5-15P	48"									
202	1	INSULATED COFFEE SERVER	N-H-C																	
203	1	INSULATED COFFEE SERVER	N-H-C																	
204	1	MOBILE PAN RACK	N																	
205	1	MILLWORK COUNTER WITH SINK	N-H-C											1-1/2"	12"					
	1	FAUCET	N-H-C							1/2"	1/2"	18"								
	1	TRASH CAN	N																	
	1	PAPER AND SOAP DISPENSER	N-H-C																	
206	1	ICE MACHINE	N	120	1	4	.425			5-15P	12"	3/8"	12"	1"	FL.					
207	1	INDUCTION SOUP WARMER	N	120	1	6.7	.8			5-15P	24"									
208	1	MOBILE PAN RACK	N																	


250	1	COFFEE MACHINE	N-H-C	120	1	12				5-15P	24"	1/4"	24"												
251	1	TRASH CAN	N																						
252	1	VENTLESS RAPID COOK OVEN	N	208	1	30	6.2			6-30P	38"														
253	1	UNDERCOUNTER FRIDGE	N	120	1	4				5-15P	12"														
254	1	BACKBAR COOLER	N	120	1	7				5-15P	12"														
	1	COLUMN TOWER WITH RINCER	N									3/8"	18"	1"		12"									
255	1	BACKBAR FREEZER	N	120	1	6-5				5-15P	12"														
256	1	GLASSRACK WITH DRAINBOARD	N																						
257	1	UNDERCOUNTER DISHWASHER	N-H-C	120	1	16			X		8"						SAME	AS	#254						
	1	BOOSTER	N-H-C	208	3	26			X		8"	3/4"		8"			SAME	AS	#258						
258	1	MILLWORK COUNTER WITH SINK	N-H-C	120	1					5-15P	39"						1-1/2"	12"							
	1	FAUCET	N-H-C									1/2"	1/2"	18"											
	1	TRASH CAN	N																						
	1	PAPER AND SOAP DISPENSER	N-H-C																						
259	1	POS	N-H-C	120	1	5				5-15P	60"														
	1	PRINTER	N-H-C	120	1	5				5-15P	60"														
260	1	CANDY DISPENSER	N-H-C																						
261	1	DROP-IN REFRIGERATED DISPLAY CASE	N	120	1	4.63		.25		5-15P	12"														
262	1	COFFEE MACHINE	N-H-C	120/208	1	11	2.34			L14-20P	48"	1/2"	48"												
263	4	INSULATED COFFEE SERVER	N-H-C																						
264	1	MILLWORK COUNTER	N-H-C	120	1					5-15P	39"														
265	1	REACHIN FREEZER	N	120	1	10				5-15P	48"														
266	1	REACHIN FRIDGE	N	120	1	3.7				5-15P	48"														
267	1	GRAB N'GO	N	208	1	12.7	2.65		X		48"														
268	1	MILLWORK COUNTER	N-H-C	120	1					5-15P	39"														

300	1	DROP-IN SOUP WARMER	N	120	1	6.7				5-15P	24"													
301		SPARE																						
302	1	MILLWORK COUNTER	N-H-C	120	1	12				5-15P	40"													
303	1	HEATED WELLS	N	208	1	9.9	2.38			6-15P	18"													
304		SPARE																						
305	1	PASS-THRU SHELF	N-H-C																					
306		SPARE																						
307	1	CONVEYOR TOASTER	N	208	1	8.6	1.78			6-15P	48"													
308	1	MOBILE FOOD WARMER (SAME AS #070)	R	120	1	2	.23			5-15P	12"													
309	1	UNDERCOUNTER DISHWASHER	N-H-C	120	1	16			X		8"						SAME	AS	#258					
	1	BOOSTER	N-H-C	208	3	26			X		8"	3/4"		8"										
310	1	MILLWORK COUNTER WITH SINK	N-H-C														1-1/2"	12"						
	1	FAUCET	N-H-C									1/2"	1/2"	18"										
	1	TRASH CAN	N																					
	1	PAPER AND SOAP DISPENSER	N-H-C																					
311	1	MILLWORK WALLMOUNT CABINET	N-H-C																					
312	1	COFFEE MACHINE	N-H-C	120/208	1	11	2.34			L14-20P	48"	1/2"	48"											
313	1	WALL SHELF FOR MICROWAVE OVEN	N-H-C																					
314	1	MICROWAVE OVEN	N	120	1	13	1.5			5-15P	60"													
315	1	ICE MACHINE	N	120	1	3	.37			5-15P	12"	3/8"	12"	1"	FL.									
316	1	FRIDGE	N-H-C	120	1	12				5-15P	12"													
317	4	WIRE SHELVEING	N																					

État de l'article: N=Nouveau, R=Existant à Relocaliser, E=Existant, M=Existant à Modifier, H-C=Hors Contrat, F=Achat Futur

CLIENT

COGIR
LONDON SOUTH
3050 TILLMANN ROAD, LONDON, ON



VER.	DESCRIPTION	DATE
11	FOR CONSTRUCTION	08-10-2024
10	FOR CONSTRUCTION	16-05-2024
9	COORDINATION	27-03-2024
8	COORDINATION	12-01-2023
7	COORDINATION	22-06-2022
6	COORDINATION	28-04-2022
5	COORDINATION	01-04-2022
4	COORDINATION	08-03-2022
3	COORDINATION	24-02-2022
2	COORDINATION	08-02-2022
1	PRELIMINARY	31-01-2022

TITLE
TECHNICAL DATA 3/3

PROJECT MANAGER
SYLVAIN GAGNON
(514) 467 - 6469
SYLVAIN.GAGNON@ATELIERDUCHEF.COM

DRAFTSMAN
ABDELLAH IDIZAL

SCALE	PROJECT
N.T.S.	C04956
FORMAT	PAGE
24 x 36	SA-21

THIS DRAWING CANNOT BE COPIED OR USED WITHOUT WRITTEN CONSENT FROM ATELIER DU CHEF.